



Faculty Ratings

| Results By | | Survey Responses | | | Survey Focused Questions | | People Focused Questions | | | | | | | | Compare | |
|-----------------------|-------------|------------------|--------------|-----------|---|-------------|---|-------------|---|-------------|--|-------------|---|-------------|------------|---------|
| Evaluated Individual | Survey Year | Svy Rcv | Exp | % | I gained knowledge, skill or ability from this course | | The instructor creates a positive learning environment. | | The instructor presented classroom material in an organized and clear manner. | | The instructor was helpful and responsive when I had difficulties or questions | | Would you recommend this instructor to another student? | | Overall | |
| | | | | | 5-pt | | 5-pt | | 5-pt | | 5-pt | | 5-pt | | 5-pt | |
| | | | | | Mean | Resp | Mean | Resp | Mean | Resp | Mean | Resp | Mean | Resp | Score | Compare |
| Al-Albani, Laura | 2025 | 8 | 17 | 47 | 4.9 | 7 | 4.9 | 8 | 4.9 | 8 | 4.9 | 8 | 4.9 | 8 | 4.9 | |
| Alameda, Andrea | 2025 | 14 | 73 | 19 | 4.7 | 14 | 4.6 | 14 | 4.6 | 14 | 4.4 | 14 | 4.7 | 14 | 4.6 | |
| Alsup, Sheila | 2025 | 20 | 84 | 24 | 3.9 | 20 | 3.8 | 20 | 4.0 | 20 | 3.7 | 20 | 3.4 | 20 | 3.7 | |
| Amor, Abdelouahab | 2025 | 5 | 9 | 56 | 4.6 | 5 | 4.4 | 5 | 4.4 | 5 | 4.2 | 5 | 4.6 | 5 | 4.4 | |
| Anderson, Jesse | 2025 | 6 | 11 | 55 | 5.0 | 6 | 4.7 | 6 | 4.8 | 6 | 4.8 | 6 | 4.8 | 6 | 4.8 | |
| Anderson, Jillian | 2025 | 9 | 33 | 27 | 4.4 | 9 | 4.7 | 9 | 4.7 | 9 | 4.4 | 9 | 4.8 | 9 | 4.6 | |
| Anderson, Rachael | 2025 | 23 | 37 | 62 | 4.6 | 23 | 4.9 | 23 | 4.8 | 23 | 4.9 | 23 | 4.8 | 23 | 4.8 | |
| Annamalai, Devi | 2025 | 6 | 9 | 67 | 4.0 | 6 | 4.0 | 6 | 3.3 | 6 | 3.3 | 6 | 3.5 | 6 | 3.6 | |
| Archer, Donna | 2025 | 1 | 5 | 20 | 4.0 | 1 | 4.0 | 1 | 4.0 | 1 | 4.0 | 1 | 4.0 | 1 | 4.0 | |
| Arteaga, Sebastian | 2025 | 10 | 28 | 36 | 4.3 | 10 | 4.8 | 10 | 4.9 | 10 | 4.8 | 10 | 4.8 | 10 | 4.7 | |
| Astuto, Angela | 2025 | 2 | 4 | 50 | 5.0 | 2 | 5.0 | 2 | 5.0 | 2 | 5.0 | 2 | 5.0 | 2 | 5.0 | |
| Asuncion, Alison | 2025 | 11 | 49 | 22 | 4.5 | 11 | 4.6 | 11 | 4.7 | 11 | 4.5 | 11 | 4.2 | 11 | 4.5 | |
| Baca Mejia, William | 2025 | 115 | 203 | 57 | 4.5 | 115 | 4.5 | 114 | 4.6 | 115 | 4.5 | 115 | 4.5 | 115 | 4.5 | |
| Bahm, Katie | 2025 | 52 | 180 | 29 | 4.7 | 52 | 4.8 | 52 | 4.7 | 52 | 4.8 | 52 | 4.8 | 52 | 4.8 | |
| Bailey, Shanell | 2025 | 5 | 16 | 31 | 4.4 | 5 | 4.4 | 5 | 4.4 | 5 | 4.2 | 5 | 4.8 | 5 | 4.4 | |
| Baken, Mary | 2025 | 12 | 48 | 25 | 4.8 | 12 | 4.7 | 12 | 4.3 | 12 | 4.8 | 12 | 4.6 | 12 | 4.6 | |
| Baker, Susan | 2025 | 20 | 60 | 33 | 4.5 | 20 | 4.5 | 20 | 4.5 | 19 | 4.6 | 20 | 4.3 | 20 | 4.5 | |
| Baldwin, Paige | 2025 | 7 | 11 | 64 | 5.0 | 7 | 5.0 | 7 | 5.0 | 7 | 5.0 | 7 | 5.0 | 7 | 5.0 | |
| Barbarick, Laura | 2025 | 23 | 65 | 35 | 4.3 | 23 | 4.5 | 23 | 4.7 | 23 | 4.3 | 23 | 4.6 | 23 | 4.5 | |
| Barber, Alyssa | 2025 | 6 | 11 | 55 | 4.7 | 6 | 5.0 | 6 | 4.8 | 6 | 5.0 | 6 | 4.8 | 6 | 4.9 | |
| Grand Total *: | | 9190 | 22612 | 41 | 4.4 | 9174 | 4.5 | 9468 | 4.5 | 9474 | 4.5 | 9473 | 4.4 | 9473 | 4.4 | |

| Results By | | Survey Responses | | | Survey Focused Questions | | People Focused Questions | | | | | | | | Compare | |
|-----------------------|-------------|------------------|--------------|-----------|---|-------------|---|-------------|---|-------------|--|-------------|---|-------------|------------|---------------------------------|
| Evaluated Individual | Survey Year | Svy Rcv | Exp | % | I gained knowledge, skill or ability from this course | | The instructor creates a positive learning environment. | | The instructor presented classroom material in an organized and clear manner. | | The instructor was helpful and responsive when I had difficulties or questions | | Would you recommend this instructor to another student? | | Overall | |
| | | | | | 5-pt | | 5-pt | | 5-pt | | 5-pt | | 5-pt | | 5-pt | |
| | | | | | Mean | Resp | Mean | Resp | Mean | Resp | Mean | Resp | Mean | Resp | Score | Compare |
| Bauer, Beth | 2025 | 16 | 19 | 84 | 4.1 | 16 | 4.3 | 16 | 4.3 | 16 | 4.3 | 16 | 4.3 | 16 | 4.2 | <div style="width: 90%;"></div> |
| Beattie, David | 2025 | 3 | 11 | 27 | 4.7 | 3 | 4.7 | 3 | 4.7 | 3 | 4.7 | 3 | 4.3 | 3 | 4.6 | <div style="width: 95%;"></div> |
| Beeler, Megan | 2025 | 7 | 26 | 27 | 4.1 | 7 | 4.3 | 7 | 4.7 | 7 | 4.0 | 7 | 4.3 | 7 | 4.3 | <div style="width: 90%;"></div> |
| Benton, Melissa | 2025 | 26 | 62 | 42 | 4.4 | 26 | 4.4 | 26 | 4.2 | 26 | 3.8 | 26 | 4.2 | 26 | 4.2 | <div style="width: 90%;"></div> |
| Berg, Stephen | 2025 | 9 | 15 | 60 | 4.7 | 9 | 4.7 | 9 | 4.7 | 9 | 4.8 | 9 | 5.0 | 9 | 4.8 | <div style="width: 95%;"></div> |
| Binsbacher, Robert | 2025 | 8 | 43 | 19 | 4.6 | 8 | 4.4 | 8 | 4.6 | 8 | 4.9 | 8 | 4.5 | 8 | 4.6 | <div style="width: 95%;"></div> |
| Blackburn, John | 2025 | 27 | 58 | 47 | 4.8 | 27 | 4.9 | 27 | 4.9 | 27 | 4.9 | 27 | 4.9 | 27 | 4.9 | <div style="width: 95%;"></div> |
| Blair, John | 2025 | 45 | 145 | 31 | 4.5 | 45 | 4.8 | 45 | 4.4 | 45 | 4.7 | 45 | 4.7 | 45 | 4.6 | <div style="width: 95%;"></div> |
| Bloss, Larry | 2025 | 3 | 9 | 33 | 3.3 | 3 | 4.7 | 3 | 4.3 | 3 | 4.3 | 3 | 4.3 | 3 | 4.2 | <div style="width: 90%;"></div> |
| Bouad, Mahfoud | 2025 | 10 | 14 | 71 | 3.6 | 10 | 3.9 | 10 | 3.3 | 10 | 3.8 | 10 | 3.4 | 10 | 3.6 | <div style="width: 85%;"></div> |
| Boulware, Anna | 2025 | 90 | 140 | 64 | 4.7 | 90 | 4.8 | 90 | 4.8 | 90 | 4.8 | 90 | 4.8 | 89 | 4.8 | <div style="width: 95%;"></div> |
| Boyd, Kara | 2025 | 43 | 126 | 34 | 4.4 | 43 | 4.7 | 43 | 4.3 | 43 | 4.6 | 43 | 4.6 | 43 | 4.5 | <div style="width: 95%;"></div> |
| Braden, Gina | 2025 | 40 | 52 | 77 | 4.4 | 40 | 3.9 | 37 | 3.7 | 37 | 3.7 | 37 | 3.6 | 37 | 3.9 | <div style="width: 90%;"></div> |
| Briceno, Quinn | 2025 | 6 | 18 | 33 | 4.5 | 6 | 4.0 | 6 | 4.3 | 6 | 5.0 | 6 | 4.0 | 6 | 4.4 | <div style="width: 95%;"></div> |
| Brotherton, Orville | 2025 | 6 | 21 | 29 | 4.3 | 6 | 4.8 | 6 | 4.5 | 6 | 4.7 | 6 | 4.2 | 6 | 4.5 | <div style="width: 95%;"></div> |
| Brown, Dorian | 2025 | 33 | 141 | 23 | 3.7 | 33 | 3.8 | 33 | 3.6 | 33 | 3.5 | 33 | 3.3 | 33 | 3.6 | <div style="width: 85%;"></div> |
| Brown, Neal | 2025 | 18 | 64 | 28 | 4.2 | 18 | 4.7 | 18 | 4.4 | 18 | 4.6 | 18 | 4.6 | 18 | 4.5 | <div style="width: 95%;"></div> |
| Brown, Richard | 2025 | 16 | 32 | 50 | 4.4 | 16 | 4.9 | 16 | 4.9 | 16 | 4.8 | 16 | 5.0 | 16 | 4.8 | <div style="width: 95%;"></div> |
| Bruenger, James | 2025 | 8 | 18 | 44 | 4.9 | 8 | 4.8 | 8 | 4.6 | 8 | 5.0 | 8 | 4.9 | 8 | 4.8 | <div style="width: 95%;"></div> |
| Brunk, Lisa | 2025 | 16 | 39 | 41 | 4.8 | 15 | 4.6 | 16 | 4.3 | 15 | 4.7 | 16 | 4.6 | 16 | 4.6 | <div style="width: 95%;"></div> |
| Bruns, Kevin | 2025 | 16 | 65 | 25 | 2.8 | 16 | 2.9 | 16 | 3.3 | 16 | 3.2 | 16 | 2.7 | 16 | 3.0 | <div style="width: 75%;"></div> |
| Bumpers, Komie | 2025 | 2 | 21 | 10 | 4.0 | 2 | 4.0 | 2 | 4.0 | 2 | 4.0 | 2 | 4.0 | 2 | 4.0 | <div style="width: 95%;"></div> |
| Butkus, Mary | 2025 | 19 | 30 | 63 | 3.4 | 19 | 3.3 | 19 | 2.4 | 19 | 3.1 | 19 | 2.6 | 19 | 3.0 | <div style="width: 80%;"></div> |
| Calahan, Kayla | 2025 | 32 | 36 | 89 | 4.9 | 32 | 4.9 | 32 | 4.7 | 32 | 4.9 | 32 | 4.9 | 32 | 4.9 | <div style="width: 95%;"></div> |
| Caldwell, Scott | 2025 | 8 | 26 | 31 | 4.6 | 8 | 4.8 | 8 | 4.8 | 8 | 4.5 | 8 | 4.9 | 8 | 4.7 | <div style="width: 95%;"></div> |
| Calloni, Tina | 2025 | 2 | 25 | 8 | 5.0 | 2 | 5.0 | 2 | 5.0 | 2 | 5.0 | 2 | 5.0 | 2 | 5.0 | <div style="width: 95%;"></div> |
| Candice, Christopher | 2025 | 10 | 47 | 21 | 4.6 | 10 | 4.6 | 10 | 4.8 | 10 | 4.6 | 10 | 4.6 | 10 | 4.6 | <div style="width: 95%;"></div> |
| Grand Total *: | | 9190 | 22612 | 41 | 4.4 | 9174 | 4.5 | 9468 | 4.5 | 9474 | 4.5 | 9473 | 4.4 | 9473 | 4.4 | |

| Results By | | Survey Responses | | | Survey Focused Questions | | People Focused Questions | | | | | | | | Compare | |
|-----------------------|-------------|------------------|--------------|-----------|---|-------------|---|-------------|---|-------------|--|-------------|---|-------------|------------|--|
| Evaluated Individual | Survey Year | Svy Rcv | Exp | % | I gained knowledge, skill or ability from this course | | The instructor creates a positive learning environment. | | The instructor presented classroom material in an organized and clear manner. | | The instructor was helpful and responsive when I had difficulties or questions | | Would you recommend this instructor to another student? | | Overall | |
| | | | | | 5-pt | | 5-pt | | 5-pt | | 5-pt | | 5-pt | | 5-pt | |
| | | | | | Mean | Resp | Mean | Resp | Mean | Resp | Mean | Resp | Mean | Resp | Score | Compare |
| Cardoni, Kristi | 2025 | 15 | 46 | 33 | 4.5 | 15 | 4.5 | 15 | 4.5 | 15 | 4.3 | 15 | 4.7 | 15 | 4.5 | <div style="width: 4.5; height: 10px; background-color: #000080;"></div> |
| Carey, Amanda | 2025 | 22 | 56 | 39 | 4.3 | 22 | 4.1 | 22 | 4.4 | 22 | 4.0 | 22 | 4.0 | 22 | 4.1 | <div style="width: 4.1; height: 10px; background-color: #000080;"></div> |
| Carter, Bryonie | 2025 | 25 | 105 | 24 | 4.3 | 25 | 4.4 | 25 | 4.6 | 25 | 4.6 | 25 | 4.4 | 24 | 4.4 | <div style="width: 4.4; height: 10px; background-color: #000080;"></div> |
| Cassidy, Liam | 2025 | 21 | 49 | 43 | 4.3 | 21 | 4.5 | 21 | 4.4 | 21 | 4.6 | 21 | 4.6 | 21 | 4.5 | <div style="width: 4.5; height: 10px; background-color: #000080;"></div> |
| Chambers, Heidi | 2025 | 18 | 45 | 40 | 4.6 | 18 | 4.7 | 18 | 4.7 | 18 | 4.6 | 18 | 4.7 | 18 | 4.7 | <div style="width: 4.7; height: 10px; background-color: #000080;"></div> |
| Chapuis, Glen | 2025 | 42 | 153 | 27 | 3.4 | 42 | 4.0 | 42 | 3.6 | 42 | 3.8 | 42 | 3.1 | 42 | 3.6 | <div style="width: 3.6; height: 10px; background-color: #000080;"></div> |
| Chorlins, Suzanne | 2025 | 2 | 4 | 50 | 5.0 | 2 | 5.0 | 2 | 5.0 | 2 | 5.0 | 2 | 5.0 | 2 | 5.0 | <div style="width: 5.0; height: 10px; background-color: #000080;"></div> |
| Church, Donna | 2025 | 3 | 17 | 18 | 5.0 | 3 | 5.0 | 3 | 5.0 | 3 | 5.0 | 3 | 5.0 | 3 | 5.0 | <div style="width: 5.0; height: 10px; background-color: #000080;"></div> |
| Cirillo, David | 2025 | 68 | 123 | 55 | 4.4 | 68 | 4.6 | 68 | 4.4 | 68 | 4.6 | 68 | 4.5 | 68 | 4.5 | <div style="width: 4.5; height: 10px; background-color: #000080;"></div> |
| Claybon, Tina | 2025 | 11 | 24 | 46 | 4.4 | 11 | 4.5 | 11 | 4.5 | 11 | 4.3 | 11 | 4.4 | 11 | 4.4 | <div style="width: 4.4; height: 10px; background-color: #000080;"></div> |
| Conneally, Timothy | 2025 | 29 | 60 | 48 | 4.7 | 29 | 4.9 | 29 | 4.7 | 29 | 4.9 | 29 | 4.9 | 29 | 4.8 | <div style="width: 4.8; height: 10px; background-color: #000080;"></div> |
| Conover, Deborah | 2025 | 94 | 148 | 64 | 4.6 | 94 | 4.7 | 94 | 4.7 | 94 | 4.7 | 93 | 4.6 | 94 | 4.7 | <div style="width: 4.7; height: 10px; background-color: #000080;"></div> |
| Conway, Stephanie | 2025 | 37 | 75 | 49 | 4.7 | 37 | 4.7 | 37 | 4.7 | 37 | 4.7 | 37 | 4.8 | 37 | 4.7 | <div style="width: 4.7; height: 10px; background-color: #000080;"></div> |
| Corder, Barbara | 2025 | 35 | 67 | 52 | 4.7 | 35 | 4.0 | 1 | 4.0 | 1 | 4.0 | 1 | 3.0 | 1 | 4.6 | <div style="width: 4.6; height: 10px; background-color: #000080;"></div> |
| Cronin, Christopher | 2025 | 178 | 232 | 77 | 4.3 | 177 | 4.2 | 177 | 4.4 | 177 | 4.2 | 177 | 4.2 | 177 | 4.2 | <div style="width: 4.2; height: 10px; background-color: #000080;"></div> |
| Crook, Braxton | 2025 | 12 | 22 | 55 | 4.4 | 11 | 4.8 | 12 | 5.0 | 12 | 4.8 | 12 | 4.8 | 12 | 4.8 | <div style="width: 4.8; height: 10px; background-color: #000080;"></div> |
| Cross, Christopher | 2025 | 9 | 26 | 35 | 4.0 | 9 | 4.8 | 9 | 4.6 | 9 | 4.2 | 9 | 4.8 | 9 | 4.5 | <div style="width: 4.5; height: 10px; background-color: #000080;"></div> |
| Daniels, Brandon | 2025 | 8 | 20 | 40 | 4.6 | 8 | 4.9 | 8 | 4.8 | 8 | 4.9 | 8 | 4.9 | 8 | 4.8 | <div style="width: 4.8; height: 10px; background-color: #000080;"></div> |
| Daugherty, Kathleen | 2025 | 41 | 157 | 26 | 4.4 | 41 | 4.6 | 41 | 4.7 | 41 | 4.6 | 41 | 4.6 | 41 | 4.6 | <div style="width: 4.6; height: 10px; background-color: #000080;"></div> |
| Davania, James | 2025 | 16 | 62 | 26 | 4.1 | 16 | 4.1 | 16 | 4.4 | 16 | 4.1 | 16 | 4.2 | 16 | 4.2 | <div style="width: 4.2; height: 10px; background-color: #000080;"></div> |
| David, Rebecca | 2025 | 3 | 17 | 18 | 3.7 | 3 | 3.3 | 3 | 3.3 | 3 | 3.3 | 3 | 3.3 | 3 | 3.4 | <div style="width: 3.4; height: 10px; background-color: #000080;"></div> |
| Davis, Philip | 2025 | 12 | 16 | 75 | 4.4 | 12 | 4.6 | 12 | 4.5 | 12 | 4.7 | 12 | 4.7 | 12 | 4.6 | <div style="width: 4.6; height: 10px; background-color: #000080;"></div> |
| Day, Dusty | 2025 | 10 | 40 | 25 | 4.5 | 10 | 4.6 | 10 | 4.1 | 10 | 4.5 | 10 | 4.0 | 10 | 4.3 | <div style="width: 4.3; height: 10px; background-color: #000080;"></div> |
| De Los Santos, Tammie | 2025 | 18 | 57 | 32 | 4.4 | 18 | 4.7 | 18 | 4.7 | 18 | 4.7 | 18 | 4.6 | 18 | 4.6 | <div style="width: 4.6; height: 10px; background-color: #000080;"></div> |
| DeBord, Charles | 2025 | 34 | 108 | 31 | 4.1 | 34 | 4.5 | 34 | 4.3 | 34 | 4.4 | 34 | 4.2 | 34 | 4.3 | <div style="width: 4.3; height: 10px; background-color: #000080;"></div> |
| Delaney, Sophie | 2025 | 1 | 8 | 13 | 5.0 | 1 | 5.0 | 1 | 5.0 | 1 | 5.0 | 1 | 5.0 | 1 | 5.0 | <div style="width: 5.0; height: 10px; background-color: #000080;"></div> |
| Derenski, Stephanie | 2025 | 8 | 21 | 38 | 3.5 | 8 | 3.1 | 7 | 3.4 | 7 | 2.7 | 7 | 2.9 | 7 | 3.1 | <div style="width: 3.1; height: 10px; background-color: #000080;"></div> |
| Grand Total *: | | 9190 | 22612 | 41 | 4.4 | 9174 | 4.5 | 9468 | 4.5 | 9474 | 4.5 | 9473 | 4.4 | 9473 | 4.4 | |

| Results By | | Survey Responses | | | Survey Focused Questions | | People Focused Questions | | | | | | | | Compare | |
|-----------------------|-------------|------------------|--------------|-----------|---|-------------|---|-------------|---|-------------|--|-------------|---|-------------|------------|----------------------------------|
| Evaluated Individual | Survey Year | Svy Rcv | Exp | % | I gained knowledge, skill or ability from this course | | The instructor creates a positive learning environment. | | The instructor presented classroom material in an organized and clear manner. | | The instructor was helpful and responsive when I had difficulties or questions | | Would you recommend this instructor to another student? | | Overall | |
| | | | | | 5-pt | | 5-pt | | 5-pt | | 5-pt | | 5-pt | | 5-pt | |
| | | | | | Mean | Resp | Mean | Resp | Mean | Resp | Mean | Resp | Mean | Resp | Score | Compare |
| Dickens, Lauren | 2025 | 5 | 23 | 22 | 4.8 | 5 | 5.0 | 4 | 4.8 | 5 | 4.8 | 5 | 4.6 | 5 | 4.8 | <div style="width: 100%;"></div> |
| Downing, Kevin | 2025 | 13 | 27 | 48 | 4.6 | 13 | 4.6 | 13 | 4.5 | 13 | 4.8 | 13 | 4.7 | 13 | 4.6 | <div style="width: 95%;"></div> |
| Dratwick, Valerie | 2025 | 2 | 5 | 40 | 5.0 | 2 | 5.0 | 2 | 5.0 | 2 | 5.0 | 2 | 5.0 | 2 | 5.0 | <div style="width: 100%;"></div> |
| Drew, Joslyn | 2025 | 7 | 24 | 29 | 4.0 | 7 | 3.7 | 7 | 3.9 | 7 | 3.6 | 7 | 3.4 | 7 | 3.7 | <div style="width: 75%;"></div> |
| Drone, Shalise | 2025 | 6 | 19 | 32 | 3.8 | 6 | 3.8 | 6 | 3.7 | 6 | 3.5 | 6 | 3.0 | 6 | 3.6 | <div style="width: 70%;"></div> |
| Edelen, Vitina | 2025 | 14 | 44 | 32 | 4.7 | 14 | 4.4 | 14 | 4.6 | 14 | 4.7 | 14 | 4.6 | 14 | 4.6 | <div style="width: 95%;"></div> |
| Edwards, Jane | 2025 | 28 | 78 | 36 | 3.5 | 28 | 3.5 | 28 | 3.5 | 28 | 3.5 | 28 | 3.1 | 28 | 3.4 | <div style="width: 80%;"></div> |
| Eichenseer, Cheryl | 2025 | 60 | 103 | 58 | 4.5 | 60 | 4.6 | 60 | 4.7 | 60 | 4.6 | 60 | 4.4 | 60 | 4.6 | <div style="width: 95%;"></div> |
| Eller, Mark | 2025 | 49 | 87 | 56 | 4.8 | 49 | 4.6 | 49 | 4.8 | 49 | 4.6 | 49 | 4.6 | 49 | 4.7 | <div style="width: 95%;"></div> |
| Emery, Felicia | 2025 | 39 | 90 | 43 | 4.9 | 39 | 4.8 | 39 | 5.0 | 39 | 4.9 | 39 | 4.9 | 39 | 4.9 | <div style="width: 100%;"></div> |
| Enoch, Jerol | 2025 | 23 | 46 | 50 | 4.3 | 23 | 4.7 | 23 | 4.5 | 23 | 4.7 | 23 | 4.7 | 23 | 4.6 | <div style="width: 95%;"></div> |
| Enstall, Laura | 2025 | 11 | 42 | 26 | 4.9 | 11 | 5.0 | 11 | 4.9 | 11 | 5.0 | 11 | 5.0 | 11 | 5.0 | <div style="width: 100%;"></div> |
| Evjen, Tuija | 2025 | 3 | 6 | 50 | 4.3 | 3 | 5.0 | 3 | 5.0 | 3 | 5.0 | 3 | 5.0 | 3 | 4.9 | <div style="width: 95%;"></div> |
| Farwig, Phyllis | 2025 | 7 | 32 | 22 | 4.0 | 7 | 4.3 | 7 | 4.4 | 7 | 4.4 | 7 | 4.1 | 7 | 4.3 | <div style="width: 85%;"></div> |
| Faszold, Lisa | 2025 | 19 | 42 | 45 | 3.9 | 19 | 4.5 | 19 | 4.4 | 19 | 4.5 | 19 | 4.4 | 19 | 4.4 | <div style="width: 90%;"></div> |
| Ferrell, Wade | 2025 | 9 | 19 | 47 | 4.6 | 9 | 4.7 | 9 | 4.8 | 9 | 4.9 | 9 | 4.9 | 9 | 4.8 | <div style="width: 95%;"></div> |
| Fiebelman, Harold | 2025 | 14 | 48 | 29 | 4.9 | 14 | 4.9 | 14 | 4.8 | 13 | 4.9 | 14 | 4.9 | 14 | 4.9 | <div style="width: 100%;"></div> |
| Field, Robbie | 2025 | 7 | 17 | 41 | 4.1 | 7 | 4.4 | 7 | 4.3 | 7 | 4.4 | 7 | 3.7 | 7 | 4.2 | <div style="width: 85%;"></div> |
| Finneran, Roxanne | 2025 | 1 | 5 | 20 | 4.0 | 1 | 5.0 | 1 | 5.0 | 1 | 5.0 | 1 | 5.0 | 1 | 4.8 | <div style="width: 95%;"></div> |
| Fisher, Grace | 2025 | 5 | 8 | 63 | 5.0 | 5 | 5.0 | 5 | 5.0 | 5 | 5.0 | 5 | 5.0 | 5 | 5.0 | <div style="width: 100%;"></div> |
| Fitzgerald, Ashlee | 2025 | 33 | 65 | 51 | 4.7 | 33 | 4.9 | 33 | 4.8 | 33 | 4.8 | 33 | 4.9 | 33 | 4.8 | <div style="width: 95%;"></div> |
| Fitzgerald, Zoe | 2025 | 1 | 7 | 14 | 4.0 | 1 | 5.0 | 1 | 4.0 | 1 | 5.0 | 1 | 3.0 | 1 | 4.2 | <div style="width: 80%;"></div> |
| Foster, Garrett | 2025 | 68 | 236 | 29 | 4.3 | 68 | 4.4 | 68 | 4.3 | 68 | 4.3 | 68 | 4.2 | 68 | 4.3 | <div style="width: 90%;"></div> |
| Foster, Katherine | 2025 | 59 | 121 | 49 | 4.1 | 59 | 4.5 | 59 | 4.5 | 59 | 4.5 | 59 | 4.5 | 59 | 4.4 | <div style="width: 85%;"></div> |
| Fox, Matthew | 2025 | 5 | 10 | 50 | 4.8 | 5 | 5.0 | 5 | 5.0 | 5 | 5.0 | 5 | 5.0 | 5 | 5.0 | <div style="width: 100%;"></div> |
| Fraley, Sheila | 2025 | 11 | 21 | 52 | 4.5 | 11 | 4.7 | 11 | 4.0 | 11 | 4.5 | 11 | 4.0 | 11 | 4.3 | <div style="width: 85%;"></div> |
| Fuentes, Sergio | 2025 | 1 | 3 | 33 | 5.0 | 1 | 5.0 | 1 | 5.0 | 1 | 5.0 | 1 | 5.0 | 1 | 5.0 | <div style="width: 100%;"></div> |
| Grand Total *: | | 9190 | 22612 | 41 | 4.4 | 9174 | 4.5 | 9468 | 4.5 | 9474 | 4.5 | 9473 | 4.4 | 9473 | 4.4 | |

| Results By | | Survey Responses | | | Survey Focused Questions | | People Focused Questions | | | | | | | | Compare | |
|-----------------------|-------------|------------------|--------------|-----------|---|-------------|---|-------------|---|-------------|--|-------------|---|-------------|------------|--|
| Evaluated Individual | Survey Year | Svy Rcv | Exp | % | I gained knowledge, skill or ability from this course | | The instructor creates a positive learning environment. | | The instructor presented classroom material in an organized and clear manner. | | The instructor was helpful and responsive when I had difficulties or questions | | Would you recommend this instructor to another student? | | Overall | |
| | | | | | 5-pt | | 5-pt | | 5-pt | | 5-pt | | 5-pt | | 5-pt | |
| | | | | | Mean | Resp | Mean | Resp | Mean | Resp | Mean | Resp | Mean | Resp | Score | Compare |
| Fuerst, Barbara | 2025 | 10 | 48 | 21 | 4.5 | 10 | 4.2 | 10 | 4.3 | 10 | 4.4 | 10 | 4.3 | 10 | 4.3 | <div style="width: 4.3/5; height: 10px; background-color: #000080;"></div> |
| Funken, Richard | 2025 | 2 | 10 | 20 | 5.0 | 2 | 5.0 | 2 | 4.0 | 2 | 5.0 | 2 | 4.5 | 2 | 4.7 | <div style="width: 4.7/5; height: 10px; background-color: #000080;"></div> |
| Fuszner, Michael | 2025 | 5 | 27 | 19 | 3.8 | 5 | 3.4 | 5 | 2.6 | 5 | 2.4 | 5 | 2.0 | 5 | 2.8 | <div style="width: 2.8/5; height: 10px; background-color: #000080;"></div> |
| Futrell, Marquello | 2025 | 59 | 61 | 97 | 4.7 | 59 | 4.9 | 59 | 4.7 | 59 | 4.8 | 59 | 4.8 | 59 | 4.8 | <div style="width: 4.8/5; height: 10px; background-color: #000080;"></div> |
| Galbierz, Todd | 2025 | 7 | 14 | 50 | 4.9 | 7 | 4.9 | 7 | 4.9 | 7 | 4.7 | 7 | 4.9 | 7 | 4.8 | <div style="width: 4.8/5; height: 10px; background-color: #000080;"></div> |
| Gant, Christina | 2025 | 42 | 103 | 41 | 4.2 | 42 | 4.3 | 42 | 4.5 | 42 | 4.3 | 42 | 4.0 | 42 | 4.3 | <div style="width: 4.3/5; height: 10px; background-color: #000080;"></div> |
| Gard, Dennis | 2025 | 6 | 17 | 35 | 4.7 | 6 | 4.3 | 6 | 4.0 | 6 | 4.3 | 6 | 4.2 | 6 | 4.3 | <div style="width: 4.3/5; height: 10px; background-color: #000080;"></div> |
| Garrett, Jon | 2025 | 18 | 44 | 41 | 5.0 | 18 | 4.9 | 18 | 4.8 | 18 | 4.9 | 18 | 4.9 | 18 | 4.9 | <div style="width: 4.9/5; height: 10px; background-color: #000080;"></div> |
| Gearin, Katherine | 2025 | 28 | 79 | 35 | 4.6 | 28 | 4.9 | 28 | 4.9 | 28 | 4.9 | 28 | 4.9 | 28 | 4.8 | <div style="width: 4.8/5; height: 10px; background-color: #000080;"></div> |
| George, Karen | 2025 | 23 | 53 | 43 | 4.5 | 23 | 4.7 | 23 | 4.6 | 23 | 4.6 | 23 | 4.5 | 23 | 4.6 | <div style="width: 4.6/5; height: 10px; background-color: #000080;"></div> |
| Gettemeyer, John | 2025 | 14 | 28 | 50 | 4.1 | 14 | 4.6 | 14 | 4.5 | 14 | 4.6 | 14 | 4.4 | 14 | 4.4 | <div style="width: 4.4/5; height: 10px; background-color: #000080;"></div> |
| Gill, Philip | 2025 | 14 | 51 | 27 | 4.6 | 14 | 4.8 | 14 | 4.4 | 14 | 4.6 | 14 | 4.6 | 14 | 4.6 | <div style="width: 4.6/5; height: 10px; background-color: #000080;"></div> |
| Gillard, Rachel | 2025 | 17 | 70 | 24 | 4.1 | 17 | 4.2 | 17 | 4.4 | 17 | 4.4 | 17 | 4.0 | 17 | 4.2 | <div style="width: 4.2/5; height: 10px; background-color: #000080;"></div> |
| Gim, Bopil | 2025 | 12 | 16 | 75 | 4.4 | 12 | 4.6 | 12 | 4.6 | 12 | 4.7 | 12 | 4.4 | 12 | 4.5 | <div style="width: 4.5/5; height: 10px; background-color: #000080;"></div> |
| Givens, William | 2025 | 8 | 23 | 35 | 4.1 | 8 | 4.0 | 8 | 4.3 | 8 | 3.4 | 8 | 3.5 | 8 | 3.9 | <div style="width: 3.9/5; height: 10px; background-color: #000080;"></div> |
| Glynn, Judy | 2025 | 35 | 70 | 50 | 4.1 | 35 | 4.1 | 35 | 4.2 | 35 | 4.1 | 35 | 4.1 | 35 | 4.1 | <div style="width: 4.1/5; height: 10px; background-color: #000080;"></div> |
| Grabowski, Pamela | 2025 | 14 | 42 | 33 | 4.9 | 14 | 4.8 | 14 | 4.7 | 14 | 4.8 | 14 | 4.7 | 14 | 4.8 | <div style="width: 4.8/5; height: 10px; background-color: #000080;"></div> |
| Grams, Colleen | 2025 | 13 | 32 | 41 | 4.1 | 13 | 4.5 | 13 | 4.1 | 13 | 4.2 | 13 | 4.2 | 13 | 4.2 | <div style="width: 4.2/5; height: 10px; background-color: #000080;"></div> |
| Graney, Patrick | 2025 | 13 | 40 | 33 | 3.8 | 12 | 3.5 | 13 | 3.2 | 13 | 3.5 | 13 | 3.2 | 13 | 3.4 | <div style="width: 3.4/5; height: 10px; background-color: #000080;"></div> |
| Granneman, Ralph | 2025 | 6 | 15 | 40 | 4.7 | 6 | 4.8 | 6 | 4.7 | 6 | 4.7 | 6 | 4.5 | 6 | 4.7 | <div style="width: 4.7/5; height: 10px; background-color: #000080;"></div> |
| Gray, Robyn | 2025 | 14 | 40 | 35 | 4.8 | 14 | 4.9 | 14 | 4.6 | 14 | 4.7 | 14 | 4.6 | 14 | 4.7 | <div style="width: 4.7/5; height: 10px; background-color: #000080;"></div> |
| Greene, Brandie | 2025 | 43 | 82 | 52 | 4.6 | 43 | 4.8 | 42 | 4.7 | 43 | 4.7 | 43 | 4.6 | 43 | 4.7 | <div style="width: 4.7/5; height: 10px; background-color: #000080;"></div> |
| Griesel, Kathryn | 2025 | 19 | 35 | 54 | 4.4 | 19 | 4.8 | 19 | 4.5 | 19 | 4.8 | 19 | 4.7 | 19 | 4.6 | <div style="width: 4.6/5; height: 10px; background-color: #000080;"></div> |
| Griffin, William | 2025 | 44 | 148 | 30 | 4.4 | 44 | 4.6 | 43 | 4.6 | 43 | 4.5 | 43 | 4.5 | 43 | 4.5 | <div style="width: 4.5/5; height: 10px; background-color: #000080;"></div> |
| Gross, Kristen | 2025 | 4 | 7 | 57 | 3.3 | 4 | 3.3 | 4 | 2.8 | 4 | 3.5 | 4 | 3.0 | 4 | 3.2 | <div style="width: 3.2/5; height: 10px; background-color: #000080;"></div> |
| Gross, Perry | 2025 | 22 | 76 | 29 | 4.4 | 22 | 4.7 | 22 | 4.7 | 22 | 4.6 | 22 | 4.7 | 22 | 4.6 | <div style="width: 4.6/5; height: 10px; background-color: #000080;"></div> |
| Grossman, Paula | 2025 | 14 | 48 | 29 | 4.6 | 14 | 4.8 | 14 | 4.6 | 14 | 4.7 | 14 | 4.6 | 14 | 4.7 | <div style="width: 4.7/5; height: 10px; background-color: #000080;"></div> |
| Grand Total *: | | 9190 | 22612 | 41 | 4.4 | 9174 | 4.5 | 9468 | 4.5 | 9474 | 4.5 | 9473 | 4.4 | 9473 | 4.4 | |

| Results By | | Survey Responses | | | Survey Focused Questions | | People Focused Questions | | | | | | | | Compare | |
|--------------------------|-------------|------------------|-------|----|---|------|---|------|---|------|--|------|---|------|---------|--|
| Evaluated Individual | Survey Year | Svy Rcv | Exp | % | I gained knowledge, skill or ability from this course | | The instructor creates a positive learning environment. | | The instructor presented classroom material in an organized and clear manner. | | The instructor was helpful and responsive when I had difficulties or questions | | Would you recommend this instructor to another student? | | Overall | |
| | | | | | 5-pt | | 5-pt | | 5-pt | | 5-pt | | 5-pt | | 5-pt | |
| | | | | | Mean | Resp | Mean | Resp | Mean | Resp | Mean | Resp | Mean | Resp | Score | Compare |
| Guneyli, Virginia | 2025 | 41 | 112 | 37 | 4.2 | 41 | 4.5 | 41 | 4.4 | 41 | 4.2 | 41 | 4.2 | 41 | 4.3 | <div style="width: 4.3; height: 10px; background-color: #000080;"></div> |
| Haan, Josiah | 2025 | 12 | 27 | 44 | 4.8 | 12 | 4.7 | 12 | 4.6 | 12 | 4.5 | 12 | 4.5 | 12 | 4.6 | <div style="width: 4.6; height: 10px; background-color: #000080;"></div> |
| Haberstroh, Angela | 2025 | 18 | 21 | 86 | 4.2 | 18 | 4.4 | 18 | 4.5 | 18 | 4.4 | 17 | 4.3 | 18 | 4.3 | <div style="width: 4.3; height: 10px; background-color: #000080;"></div> |
| Hager, Brandon | 2025 | 2 | 18 | 11 | 3.5 | 2 | 3.5 | 2 | 4.0 | 2 | 4.0 | 2 | 3.5 | 2 | 3.7 | <div style="width: 3.7; height: 10px; background-color: #000080;"></div> |
| Haghighi, Shawn | 2025 | 2 | 14 | 14 | 4.5 | 2 | 4.0 | 2 | 4.5 | 2 | 4.0 | 2 | 4.0 | 2 | 4.2 | <div style="width: 4.2; height: 10px; background-color: #000080;"></div> |
| Hahn Schnipper, Jennifer | 2025 | 9 | 27 | 33 | 4.1 | 9 | 4.1 | 9 | 4.3 | 9 | 4.8 | 9 | 4.4 | 9 | 4.4 | <div style="width: 4.4; height: 10px; background-color: #000080;"></div> |
| Haley, David | 2025 | 17 | 28 | 61 | 4.3 | 17 | 4.1 | 17 | 3.9 | 17 | 3.8 | 17 | 3.6 | 17 | 4.0 | <div style="width: 4.0; height: 10px; background-color: #000080;"></div> |
| Hall-Woods, Monica | 2025 | 53 | 57 | 93 | 4.7 | 53 | 4.8 | 53 | 4.6 | 53 | 4.8 | 53 | 4.7 | 53 | 4.7 | <div style="width: 4.7; height: 10px; background-color: #000080;"></div> |
| Haller, Christiana | 2025 | 2 | 6 | 33 | 5.0 | 2 | 5.0 | 2 | 5.0 | 2 | 5.0 | 2 | 5.0 | 2 | 5.0 | <div style="width: 5.0; height: 10px; background-color: #000080;"></div> |
| Halpegamage, Sandamali | 2025 | 41 | 63 | 65 | 4.1 | 41 | 4.1 | 41 | 3.7 | 40 | 4.0 | 41 | 3.6 | 41 | 3.9 | <div style="width: 3.9; height: 10px; background-color: #000080;"></div> |
| Harden, Mitchell | 2025 | 72 | 195 | 37 | 4.3 | 72 | 4.6 | 72 | 4.3 | 72 | 4.3 | 72 | 4.5 | 72 | 4.4 | <div style="width: 4.4; height: 10px; background-color: #000080;"></div> |
| Harmon, Howard | 2025 | 18 | 42 | 43 | 4.1 | 18 | 4.7 | 18 | 4.6 | 18 | 4.3 | 18 | 4.6 | 18 | 4.5 | <div style="width: 4.5; height: 10px; background-color: #000080;"></div> |
| Harper, Gabriel | 2025 | 44 | 140 | 31 | 4.3 | 44 | 4.5 | 44 | 4.5 | 44 | 4.4 | 44 | 4.4 | 44 | 4.4 | <div style="width: 4.4; height: 10px; background-color: #000080;"></div> |
| Harrell, Margaret | 2025 | 44 | 66 | 67 | 4.8 | 44 | 4.9 | 44 | 4.8 | 44 | 4.9 | 44 | 4.8 | 44 | 4.8 | <div style="width: 4.8; height: 10px; background-color: #000080;"></div> |
| Harrison, Joan | 2025 | 9 | 27 | 33 | 4.3 | 9 | 4.6 | 9 | 4.6 | 9 | 4.7 | 9 | 4.6 | 9 | 4.5 | <div style="width: 4.5; height: 10px; background-color: #000080;"></div> |
| Hasser, Tracey | 2025 | 2 | 9 | 22 | 5.0 | 2 | 5.0 | 2 | 5.0 | 2 | 5.0 | 2 | 5.0 | 2 | 5.0 | <div style="width: 5.0; height: 10px; background-color: #000080;"></div> |
| Haupt, Erin | 2025 | 11 | 50 | 22 | 4.8 | 11 | 4.7 | 11 | 4.8 | 11 | 4.9 | 11 | 4.7 | 11 | 4.8 | <div style="width: 4.8; height: 10px; background-color: #000080;"></div> |
| Hawkinson, Jimmy | 2025 | 4 | 15 | 27 | 5.0 | 4 | 5.0 | 4 | 4.8 | 4 | 5.0 | 4 | 5.0 | 4 | 5.0 | <div style="width: 5.0; height: 10px; background-color: #000080;"></div> |
| Heitmann, Kimberly | 2025 | 80 | 117 | 68 | 4.6 | 80 | 4.8 | 80 | 4.6 | 80 | 4.8 | 80 | 4.7 | 80 | 4.7 | <div style="width: 4.7; height: 10px; background-color: #000080;"></div> |
| Hemmann, Sara | 2025 | 17 | 88 | 19 | 4.8 | 17 | 5.0 | 3 | 4.7 | 3 | 4.7 | 3 | 5.0 | 3 | 4.8 | <div style="width: 4.8; height: 10px; background-color: #000080;"></div> |
| Henson, Michael | 2025 | 10 | 50 | 20 | 3.9 | 10 | 3.9 | 10 | 4.0 | 10 | 3.7 | 10 | 4.0 | 10 | 3.9 | <div style="width: 3.9; height: 10px; background-color: #000080;"></div> |
| Herbel, Elizabeth | 2025 | 13 | 44 | 30 | 3.8 | 12 | 4.8 | 13 | 4.8 | 13 | 4.8 | 13 | 4.8 | 13 | 4.6 | <div style="width: 4.6; height: 10px; background-color: #000080;"></div> |
| Herron, Sandra | 2025 | 22 | 45 | 49 | 4.4 | 22 | 4.5 | 22 | 4.5 | 22 | 4.6 | 21 | 4.5 | 22 | 4.5 | <div style="width: 4.5; height: 10px; background-color: #000080;"></div> |
| Higgins, Donna | 2025 | 15 | 85 | 18 | 4.2 | 15 | 4.3 | 15 | 4.1 | 15 | 4.3 | 15 | 3.9 | 15 | 4.2 | <div style="width: 4.2; height: 10px; background-color: #000080;"></div> |
| Hill, Natalie | 2025 | 4 | 22 | 18 | 4.3 | 4 | 4.5 | 4 | 4.0 | 4 | 3.5 | 4 | 3.5 | 4 | 4.0 | <div style="width: 4.0; height: 10px; background-color: #000080;"></div> |
| Hill, Rebecca | 2025 | 11 | 47 | 23 | 4.5 | 11 | 4.2 | 11 | 4.5 | 11 | 4.3 | 11 | 4.4 | 11 | 4.4 | <div style="width: 4.4; height: 10px; background-color: #000080;"></div> |
| Hill, Tanisha | 2025 | 11 | 20 | 55 | 4.6 | 11 | 4.7 | 11 | 4.5 | 11 | 4.7 | 11 | 4.8 | 11 | 4.7 | <div style="width: 4.7; height: 10px; background-color: #000080;"></div> |
| Grand Total *: | | 9190 | 22612 | 41 | 4.4 | 9174 | 4.5 | 9468 | 4.5 | 9474 | 4.5 | 9473 | 4.4 | 9473 | 4.4 | |

| Results By | | Survey Responses | | | Survey Focused Questions | | People Focused Questions | | | | | | | | Compare | |
|-----------------------|-------------|------------------|--------------|-----------|---|-------------|---|-------------|---|-------------|--|-------------|---|-------------|------------|----------------------------------|
| Evaluated Individual | Survey Year | Svy Rcv | Exp | % | I gained knowledge, skill or ability from this course | | The instructor creates a positive learning environment. | | The instructor presented classroom material in an organized and clear manner. | | The instructor was helpful and responsive when I had difficulties or questions | | Would you recommend this instructor to another student? | | Overall | |
| | | | | | 5-pt | | 5-pt | | 5-pt | | 5-pt | | 5-pt | | 5-pt | |
| | | | | | Mean | Resp | Mean | Resp | Mean | Resp | Mean | Resp | Mean | Resp | Score | Compare |
| Hinrichs, Tracey | 2025 | 62 | 80 | 78 | 4.5 | 62 | 4.7 | 62 | 4.2 | 62 | 4.7 | 62 | 4.5 | 62 | 4.5 | <div style="width: 100%;"></div> |
| Hinton, Quentrese | 2025 | 32 | 85 | 38 | 4.4 | 32 | 4.8 | 32 | 4.7 | 32 | 4.7 | 32 | 4.7 | 32 | 4.6 | <div style="width: 100%;"></div> |
| Hobbs, Jennifer | 2025 | 25 | 71 | 35 | 4.1 | 25 | 4.2 | 25 | 4.4 | 25 | 4.2 | 25 | 4.2 | 25 | 4.2 | <div style="width: 100%;"></div> |
| Hochecker IV, Richard | 2025 | 1 | 1 | 100 | 5.0 | 1 | 5.0 | 1 | 5.0 | 1 | 5.0 | 1 | 5.0 | 1 | 5.0 | <div style="width: 100%;"></div> |
| Hoffmann, Craig | 2025 | 13 | 33 | 39 | 4.9 | 13 | 4.9 | 13 | 4.8 | 13 | 4.8 | 13 | 4.8 | 13 | 4.9 | <div style="width: 100%;"></div> |
| Hofman, Karl | 2025 | 19 | 23 | 83 | 4.8 | 19 | 4.9 | 19 | 4.8 | 19 | 4.9 | 19 | 4.9 | 19 | 4.9 | <div style="width: 100%;"></div> |
| Hollingsworth, David | 2025 | 17 | 58 | 29 | 4.5 | 17 | 4.6 | 17 | 4.7 | 17 | 4.6 | 17 | 4.5 | 17 | 4.6 | <div style="width: 100%;"></div> |
| Hollowood, Darla | 2025 | 46 | 78 | 59 | 4.3 | 46 | 4.6 | 46 | 4.5 | 46 | 4.7 | 46 | 4.5 | 46 | 4.5 | <div style="width: 100%;"></div> |
| Holmes, Kenyatta | 2025 | 16 | 61 | 26 | 4.7 | 16 | 4.8 | 16 | 4.6 | 16 | 4.6 | 16 | 4.9 | 16 | 4.7 | <div style="width: 100%;"></div> |
| Holmes, Sonya | 2025 | 22 | 67 | 33 | 4.5 | 22 | 4.6 | 21 | 4.4 | 22 | 4.4 | 22 | 4.5 | 22 | 4.5 | <div style="width: 100%;"></div> |
| Holtz, Christine | 2025 | 19 | 37 | 51 | 4.6 | 19 | 4.8 | 19 | 4.8 | 19 | 4.7 | 19 | 4.7 | 19 | 4.7 | <div style="width: 100%;"></div> |
| Hopkins, Tamberly | 2025 | 11 | 39 | 28 | 4.5 | 11 | 4.3 | 11 | 4.5 | 11 | 4.1 | 11 | 4.4 | 11 | 4.3 | <div style="width: 100%;"></div> |
| Horn, Kevin | 2025 | 80 | 184 | 43 | 4.3 | 80 | 4.4 | 79 | 4.4 | 80 | 4.3 | 80 | 4.3 | 80 | 4.3 | <div style="width: 100%;"></div> |
| Hou, Lydia | 2025 | 68 | 177 | 38 | 4.3 | 68 | 4.4 | 67 | 4.3 | 67 | 4.3 | 67 | 4.0 | 67 | 4.3 | <div style="width: 100%;"></div> |
| Hough, Joseph | 2025 | 15 | 54 | 28 | 4.4 | 15 | 4.5 | 15 | 4.5 | 15 | 4.5 | 15 | 4.3 | 15 | 4.4 | <div style="width: 100%;"></div> |
| Howard, Amani | 2025 | 21 | 40 | 53 | 4.5 | 21 | 4.6 | 21 | 4.7 | 21 | 4.4 | 21 | 4.7 | 21 | 4.6 | <div style="width: 100%;"></div> |
| Howe, Joseph | 2025 | 112 | 175 | 64 | 4.2 | 112 | 4.2 | 112 | 4.3 | 112 | 4.2 | 112 | 4.1 | 112 | 4.2 | <div style="width: 100%;"></div> |
| Huffman, Dawn | 2025 | 31 | 86 | 36 | 4.3 | 30 | 4.7 | 31 | 4.6 | 31 | 4.7 | 31 | 4.4 | 31 | 4.5 | <div style="width: 100%;"></div> |
| Hull, Jennifer | 2025 | 65 | 82 | 79 | 4.5 | 65 | 4.4 | 65 | 4.3 | 65 | 4.5 | 65 | 4.2 | 65 | 4.4 | <div style="width: 100%;"></div> |
| Hummel, Raymond | 2025 | 10 | 14 | 71 | 4.6 | 10 | 4.9 | 10 | 4.6 | 10 | 4.7 | 10 | 4.8 | 10 | 4.7 | <div style="width: 100%;"></div> |
| Iadevito, Leslie | 2025 | 2 | 6 | 33 | 4.5 | 2 | 5.0 | 2 | 4.0 | 2 | 5.0 | 2 | 5.0 | 2 | 4.7 | <div style="width: 100%;"></div> |
| Jacks, Charles | 2025 | 9 | 21 | 43 | 4.3 | 9 | 4.1 | 9 | 4.2 | 9 | 3.9 | 9 | 4.3 | 8 | 4.2 | <div style="width: 100%;"></div> |
| Jackson, Tammy | 2025 | 16 | 62 | 26 | 4.9 | 16 | 4.8 | 16 | 4.8 | 16 | 4.7 | 16 | 4.7 | 16 | 4.8 | <div style="width: 100%;"></div> |
| Jagmohan, Swarup | 2025 | 40 | 139 | 29 | 4.3 | 40 | 4.1 | 40 | 4.2 | 40 | 4.0 | 40 | 4.0 | 40 | 4.1 | <div style="width: 100%;"></div> |
| Jameson, Erin | 2025 | 22 | 39 | 56 | 4.2 | 22 | 4.4 | 22 | 3.8 | 22 | 4.1 | 22 | 3.9 | 22 | 4.1 | <div style="width: 100%;"></div> |
| Janes, Andrew | 2025 | 13 | 31 | 42 | 4.8 | 13 | 4.9 | 13 | 4.9 | 13 | 5.0 | 13 | 4.8 | 13 | 4.9 | <div style="width: 100%;"></div> |
| Jarrett, Chelsea | 2025 | 17 | 51 | 33 | 4.4 | 17 | 4.4 | 17 | 3.8 | 17 | 4.0 | 17 | 3.8 | 17 | 4.1 | <div style="width: 100%;"></div> |
| Grand Total *: | | 9190 | 22612 | 41 | 4.4 | 9174 | 4.5 | 9468 | 4.5 | 9474 | 4.5 | 9473 | 4.4 | 9473 | 4.4 | |

| Results By | | Survey Responses | | | Survey Focused Questions | | People Focused Questions | | | | | | | | Compare | |
|-----------------------|-------------|------------------|--------------|-----------|---|-------------|---|-------------|---|-------------|--|-------------|---|-------------|------------|----------------------------------|
| Evaluated Individual | Survey Year | Svy Rcv | Exp | % | I gained knowledge, skill or ability from this course | | The instructor creates a positive learning environment. | | The instructor presented classroom material in an organized and clear manner. | | The instructor was helpful and responsive when I had difficulties or questions | | Would you recommend this instructor to another student? | | Overall | |
| | | | | | 5-pt | | 5-pt | | 5-pt | | 5-pt | | 5-pt | | 5-pt | |
| | | | | | Mean | Resp | Mean | Resp | Mean | Resp | Mean | Resp | Mean | Resp | Score | Compare |
| Jeevan, Tarun | 2025 | 5 | 16 | 31 | 4.8 | 5 | 5.0 | 5 | 4.4 | 5 | 4.8 | 5 | 4.6 | 5 | 4.7 | <div style="width: 95%;"></div> |
| Johnson, Dominic | 2025 | 3 | 11 | 27 | 3.7 | 3 | 5.0 | 3 | 4.3 | 3 | 4.7 | 3 | 5.0 | 3 | 4.5 | <div style="width: 90%;"></div> |
| Johnson, Richard | 2025 | 7 | 20 | 35 | 4.6 | 7 | 4.6 | 7 | 4.6 | 7 | 4.7 | 7 | 4.6 | 7 | 4.6 | <div style="width: 95%;"></div> |
| Johnson, Sarah | 2025 | 17 | 55 | 31 | 3.9 | 17 | 4.8 | 17 | 4.8 | 17 | 4.8 | 17 | 4.6 | 17 | 4.6 | <div style="width: 95%;"></div> |
| Johnston, Christopher | 2025 | 14 | 61 | 23 | 3.4 | 14 | 2.5 | 14 | 3.4 | 14 | 2.9 | 14 | 2.3 | 14 | 2.9 | <div style="width: 60%;"></div> |
| Jones, Rosemarie | 2025 | 43 | 72 | 60 | 4.4 | 43 | 4.5 | 43 | 4.6 | 43 | 4.4 | 43 | 4.4 | 43 | 4.5 | <div style="width: 90%;"></div> |
| Jones, Wayne | 2025 | 19 | 46 | 41 | 3.8 | 19 | 2.9 | 19 | 3.3 | 19 | 3.2 | 19 | 2.7 | 19 | 3.2 | <div style="width: 70%;"></div> |
| Jordan, Delaney | 2025 | 3 | 11 | 27 | 5.0 | 3 | 4.7 | 3 | 5.0 | 3 | 4.7 | 3 | 4.0 | 3 | 4.7 | <div style="width: 95%;"></div> |
| Kahakachchi, Chethaka | 2025 | 16 | 46 | 35 | 4.6 | 16 | 4.9 | 16 | 4.9 | 16 | 4.8 | 16 | 4.9 | 16 | 4.8 | <div style="width: 95%;"></div> |
| Kasule, Ssebunya | 2025 | 3 | 15 | 20 | 4.7 | 3 | 3.7 | 3 | 3.3 | 3 | 3.3 | 3 | 3.3 | 3 | 3.7 | <div style="width: 80%;"></div> |
| Kirk, Brian | 2025 | 14 | 55 | 25 | 4.3 | 14 | 4.4 | 14 | 4.6 | 14 | 4.3 | 14 | 4.5 | 14 | 4.4 | <div style="width: 90%;"></div> |
| Klein, Rebecca | 2025 | 8 | 17 | 47 | 4.9 | 8 | 4.9 | 8 | 4.9 | 8 | 5.0 | 8 | 5.0 | 8 | 4.9 | <div style="width: 95%;"></div> |
| Knier, Alaina | 2025 | 47 | 137 | 34 | 4.1 | 47 | 4.7 | 47 | 4.7 | 47 | 4.7 | 47 | 4.6 | 47 | 4.6 | <div style="width: 95%;"></div> |
| Koch, Kevin | 2025 | 16 | 56 | 29 | 4.4 | 16 | 4.5 | 16 | 4.4 | 16 | 4.4 | 16 | 4.3 | 16 | 4.4 | <div style="width: 90%;"></div> |
| Korte, Tammy | 2025 | 25 | 63 | 40 | 4.4 | 25 | 4.7 | 25 | 4.6 | 25 | 4.7 | 25 | 4.5 | 25 | 4.6 | <div style="width: 95%;"></div> |
| Koziatek, Sophia | 2025 | 115 | 162 | 71 | 4.5 | 115 | 4.7 | 115 | 4.7 | 115 | 4.7 | 115 | 4.5 | 115 | 4.6 | <div style="width: 95%;"></div> |
| Kozlowski, Adriann | 2025 | 38 | 73 | 52 | 4.3 | 38 | 4.6 | 38 | 4.2 | 38 | 4.5 | 38 | 4.3 | 38 | 4.4 | <div style="width: 90%;"></div> |
| Kurthenhagen, Leah | 2025 | 31 | 51 | 61 | 4.7 | 31 | 4.7 | 31 | 4.6 | 31 | 4.6 | 31 | 4.6 | 31 | 4.7 | <div style="width: 95%;"></div> |
| Kutterer, Jeffrey | 2025 | 1 | 3 | 33 | 5.0 | 1 | 5.0 | 1 | 5.0 | 1 | 5.0 | 1 | 5.0 | 1 | 5.0 | <div style="width: 100%;"></div> |
| Lagemann, Christopher | 2025 | 13 | 43 | 30 | 4.0 | 13 | 3.5 | 13 | 3.9 | 13 | 3.7 | 13 | 3.5 | 13 | 3.7 | <div style="width: 80%;"></div> |
| Lager, Patricia | 2025 | 38 | 179 | 21 | 4.8 | 38 | 4.9 | 38 | 4.8 | 38 | 4.9 | 38 | 4.8 | 38 | 4.8 | <div style="width: 95%;"></div> |
| Lane, Audrey | 2025 | 19 | 48 | 40 | 4.6 | 19 | 4.5 | 19 | 4.8 | 19 | 4.6 | 19 | 4.4 | 19 | 4.6 | <div style="width: 95%;"></div> |
| Lanier, Aleta | 2025 | 9 | 25 | 36 | 4.8 | 9 | 4.9 | 9 | 4.8 | 9 | 4.8 | 9 | 4.7 | 9 | 4.8 | <div style="width: 95%;"></div> |
| Lapointe, James | 2025 | 2 | 19 | 11 | 5.0 | 2 | 5.0 | 2 | 4.5 | 2 | 5.0 | 2 | 5.0 | 2 | 4.9 | <div style="width: 95%;"></div> |
| Lasley, Annetta | 2025 | 26 | 97 | 27 | 4.3 | 26 | 4.2 | 26 | 4.2 | 26 | 3.6 | 25 | 3.9 | 26 | 4.0 | <div style="width: 85%;"></div> |
| Lave, Kelly | 2025 | 108 | 148 | 73 | 4.3 | 108 | 4.6 | 108 | 4.5 | 108 | 4.5 | 108 | 4.3 | 108 | 4.4 | <div style="width: 90%;"></div> |
| Lawson, Kenneth | 2025 | 14 | 17 | 82 | 4.6 | 14 | 4.7 | 14 | 4.7 | 14 | 4.7 | 14 | 4.8 | 14 | 4.7 | <div style="width: 95%;"></div> |
| Grand Total *: | | 9190 | 22612 | 41 | 4.4 | 9174 | 4.5 | 9468 | 4.5 | 9474 | 4.5 | 9473 | 4.4 | 9473 | 4.4 | |

| Results By | | Survey Responses | | | Survey Focused Questions | | People Focused Questions | | | | | | | | Compare | |
|----------------------|-------------|------------------|-------|-----|---|------|---|------|---|------|--|------|---|------|---------|----------------------------------|
| Evaluated Individual | Survey Year | Svy Rcv | Exp | % | I gained knowledge, skill or ability from this course | | The instructor creates a positive learning environment. | | The instructor presented classroom material in an organized and clear manner. | | The instructor was helpful and responsive when I had difficulties or questions | | Would you recommend this instructor to another student? | | Overall | |
| | | | | | 5-pt | | 5-pt | | 5-pt | | 5-pt | | 5-pt | | 5-pt | |
| | | | | | Mean | Resp | Mean | Resp | Mean | Resp | Mean | Resp | Mean | Resp | Score | Compare |
| Lebo, Rachel | 2025 | 18 | 37 | 49 | 4.6 | 18 | 4.6 | 18 | 4.4 | 18 | 4.6 | 18 | 4.6 | 18 | 4.6 | <div style="width: 100%;"></div> |
| Lester Jr, Calvin | 2025 | 5 | 8 | 63 | 4.4 | 5 | 4.4 | 5 | 4.4 | 5 | 4.0 | 5 | 4.4 | 5 | 4.3 | <div style="width: 95%;"></div> |
| Levine, Rebecca | 2025 | 20 | 88 | 23 | 4.2 | 20 | 4.2 | 20 | 4.3 | 20 | 3.9 | 20 | 3.8 | 20 | 4.1 | <div style="width: 90%;"></div> |
| Lewandowski, Robert | 2025 | 50 | 69 | 72 | 4.7 | 50 | 4.6 | 50 | 4.5 | 50 | 4.4 | 50 | 4.5 | 50 | 4.5 | <div style="width: 100%;"></div> |
| Lieberman, ShereKay | 2025 | 32 | 90 | 36 | 4.7 | 32 | 4.8 | 32 | 4.7 | 32 | 4.8 | 32 | 4.5 | 31 | 4.7 | <div style="width: 100%;"></div> |
| Lilly, Diana | 2025 | 1 | 5 | 20 | 5.0 | 1 | 5.0 | 1 | 5.0 | 1 | 5.0 | 1 | 5.0 | 1 | 5.0 | <div style="width: 100%;"></div> |
| Linden, Kyle | 2025 | 27 | 101 | 27 | 4.4 | 27 | 3.8 | 27 | 4.5 | 27 | 4.2 | 27 | 3.7 | 27 | 4.1 | <div style="width: 95%;"></div> |
| Lindsay, Daniel | 2025 | 21 | 48 | 44 | 4.2 | 20 | 4.4 | 21 | 4.1 | 21 | 4.2 | 21 | 4.3 | 21 | 4.2 | <div style="width: 100%;"></div> |
| Lowe, Lindsay | 2025 | 27 | 106 | 25 | 4.3 | 27 | 4.4 | 27 | 4.3 | 27 | 4.6 | 27 | 4.6 | 27 | 4.4 | <div style="width: 100%;"></div> |
| Lyon, Jacob | 2025 | 82 | 135 | 61 | 4.7 | 82 | 4.9 | 80 | 4.8 | 80 | 4.8 | 80 | 4.8 | 80 | 4.8 | <div style="width: 100%;"></div> |
| Mack, Cory | 2025 | 27 | 65 | 42 | 4.7 | 27 | 4.8 | 27 | 4.6 | 27 | 4.6 | 27 | 4.7 | 27 | 4.7 | <div style="width: 100%;"></div> |
| Main, Amanda | 2025 | 10 | 27 | 37 | 4.3 | 10 | 4.7 | 10 | 4.7 | 10 | 4.5 | 10 | 4.6 | 10 | 4.6 | <div style="width: 100%;"></div> |
| Malveaux Jr, August | 2025 | 18 | 71 | 25 | 3.9 | 18 | 3.6 | 18 | 3.3 | 18 | 3.6 | 18 | 3.4 | 18 | 3.6 | <div style="width: 90%;"></div> |
| Marsh, Jacob | 2025 | 16 | 78 | 21 | 4.5 | 16 | 4.5 | 16 | 4.6 | 16 | 4.3 | 16 | 4.3 | 16 | 4.4 | <div style="width: 100%;"></div> |
| Marshall, Valerie | 2025 | 29 | 71 | 41 | 4.4 | 29 | 4.8 | 29 | 4.7 | 29 | 4.7 | 29 | 4.6 | 29 | 4.6 | <div style="width: 100%;"></div> |
| Martin, James | 2025 | 41 | 97 | 42 | 4.7 | 41 | 4.8 | 41 | 4.6 | 41 | 4.6 | 41 | 4.7 | 41 | 4.7 | <div style="width: 100%;"></div> |
| Martinez Holly | 2025 | 12 | 35 | 34 | 4.5 | 12 | 4.3 | 12 | 4.3 | 12 | 4.4 | 12 | 4.3 | 12 | 4.4 | <div style="width: 100%;"></div> |
| Matheney-Rood, Jane | 2025 | 62 | 187 | 33 | 4.1 | 62 | 4.2 | 62 | 4.2 | 62 | 4.4 | 62 | 4.1 | 62 | 4.2 | <div style="width: 100%;"></div> |
| Mathuthu, Ayshia | 2025 | 9 | 33 | 27 | 4.1 | 8 | 4.4 | 9 | 4.4 | 9 | 4.3 | 9 | 4.3 | 9 | 4.3 | <div style="width: 100%;"></div> |
| McKanry, Rex | 2025 | 2 | 2 | 100 | 5.0 | 2 | 5.0 | 2 | 4.5 | 2 | 5.0 | 2 | 5.0 | 2 | 4.9 | <div style="width: 100%;"></div> |
| McMillan, Brooke | 2025 | 9 | 24 | 38 | 4.1 | 9 | 3.7 | 9 | 3.7 | 9 | 3.7 | 9 | 3.9 | 9 | 3.8 | <div style="width: 95%;"></div> |
| Melton, Ryan | 2025 | 9 | 24 | 38 | 3.8 | 9 | 4.7 | 9 | 4.4 | 9 | 4.7 | 9 | 4.4 | 9 | 4.4 | <div style="width: 100%;"></div> |
| Menendez, Richard | 2025 | 30 | 84 | 36 | 3.5 | 30 | 3.7 | 30 | 3.0 | 30 | 3.5 | 30 | 3.0 | 30 | 3.4 | <div style="width: 90%;"></div> |
| Mense, Tracy | 2025 | 6 | 32 | 19 | 4.8 | 6 | 4.8 | 6 | 4.7 | 6 | 4.7 | 6 | 4.8 | 6 | 4.8 | <div style="width: 100%;"></div> |
| Metcalf, William | 2025 | 5 | 5 | 100 | 4.6 | 5 | 4.8 | 5 | 4.6 | 5 | 4.8 | 5 | 4.6 | 5 | 4.7 | <div style="width: 100%;"></div> |
| Meyer, Molly | 2025 | 88 | 172 | 51 | 4.8 | 88 | 5.0 | 87 | 5.0 | 87 | 4.9 | 87 | 4.9 | 87 | 4.9 | <div style="width: 100%;"></div> |
| Meyer, Pamela | 2025 | 24 | 72 | 33 | 4.0 | 23 | 4.3 | 24 | 4.2 | 24 | 4.0 | 24 | 4.2 | 24 | 4.1 | <div style="width: 95%;"></div> |
| Grand Total *: | | 9190 | 22612 | 41 | 4.4 | 9174 | 4.5 | 9468 | 4.5 | 9474 | 4.5 | 9473 | 4.4 | 9473 | 4.4 | |

| Results By | | Survey Responses | | | Survey Focused Questions | | People Focused Questions | | | | | | | | Compare | |
|---|-------------|------------------|--------------|-----------|---|-------------|---|-------------|---|-------------|--|-------------|---|-------------|------------|----------------------------------|
| Evaluated Individual | Survey Year | Svy Rcv | Exp | % | I gained knowledge, skill or ability from this course | | The instructor creates a positive learning environment. | | The instructor presented classroom material in an organized and clear manner. | | The instructor was helpful and responsive when I had difficulties or questions | | Would you recommend this instructor to another student? | | Overall | |
| | | | | | 5-pt | | 5-pt | | 5-pt | | 5-pt | | 5-pt | | 5-pt | |
| | | | | | Mean | Resp | Mean | Resp | Mean | Resp | Mean | Resp | Mean | Resp | Score | Compare |
| Michael, Paul | 2025 | 11 | 45 | 24 | 3.5 | 11 | 3.1 | 11 | 3.5 | 11 | 3.0 | 11 | 2.8 | 11 | 3.2 | <div style="width: 80%;"></div> |
| Michael-Smith, Elizabeth | 2025 | 52 | 95 | 55 | 4.8 | 52 | 4.9 | 52 | 4.9 | 52 | 5.0 | 52 | 5.0 | 52 | 4.9 | <div style="width: 95%;"></div> |
| Miller, Alexander | 2025 | 3 | 7 | 43 | 3.3 | 3 | 3.0 | 3 | 3.3 | 3 | 2.7 | 3 | 2.7 | 3 | 3.0 | <div style="width: 75%;"></div> |
| Miller, Gregory | 2025 | 13 | 39 | 33 | 4.2 | 13 | 4.5 | 13 | 4.5 | 13 | 4.3 | 13 | 4.1 | 13 | 4.3 | <div style="width: 85%;"></div> |
| Miller, Jeffrey | 2025 | 51 | 119 | 43 | 4.7 | 51 | 4.9 | 51 | 4.8 | 51 | 4.9 | 51 | 4.9 | 51 | 4.9 | <div style="width: 90%;"></div> |
| Million, Paul | 2025 | 18 | 34 | 53 | 4.7 | 18 | 4.9 | 18 | 4.9 | 18 | 4.9 | 18 | 4.8 | 18 | 4.9 | <div style="width: 90%;"></div> |
| Mills, Alison | 2025 | 13 | 30 | 43 | 4.1 | 13 | 4.2 | 13 | 4.3 | 13 | 4.3 | 13 | 4.1 | 13 | 4.2 | <div style="width: 80%;"></div> |
| Moore, Adrienne | 2025 | 20 | 72 | 28 | 4.3 | 20 | 4.0 | 20 | 3.9 | 20 | 3.3 | 20 | 3.8 | 20 | 3.8 | <div style="width: 75%;"></div> |
| Moore, Demetrius | 2025 | 77 | 135 | 57 | 4.0 | 77 | 4.3 | 76 | 4.2 | 74 | 4.1 | 76 | 4.1 | 77 | 4.1 | <div style="width: 80%;"></div> |
| Moorhead, Anisha | 2025 | 19 | 72 | 26 | 3.7 | 19 | 4.4 | 19 | 4.0 | 19 | 3.8 | 19 | 3.9 | 19 | 4.0 | <div style="width: 85%;"></div> |
| Morris, Kathryn | 2025 | 19 | 103 | 18 | 4.5 | 19 | 4.9 | 19 | 4.9 | 19 | 4.9 | 19 | 5.0 | 19 | 4.9 | <div style="width: 90%;"></div> |
| Morton, Robert | 2025 | 6 | 22 | 27 | 5.0 | 6 | 4.8 | 6 | 4.8 | 6 | 4.8 | 6 | 5.0 | 6 | 4.9 | <div style="width: 95%;"></div> |
| Moser, Grace | 2025 | 60 | 187 | 32 | 3.9 | 60 | 4.1 | 60 | 4.0 | 60 | 4.3 | 60 | 3.8 | 60 | 4.0 | <div style="width: 80%;"></div> |
| Mueller, Bryan | 2025 | 4 | 12 | 33 | 5.0 | 4 | 5.0 | 4 | 5.0 | 4 | 5.0 | 4 | 5.0 | 4 | 5.0 | <div style="width: 100%;"></div> |
| Myers, Allen | 2025 | 6 | 24 | 25 | 3.8 | 6 | 4.8 | 6 | 4.8 | 6 | 4.7 | 6 | 4.8 | 6 | 4.6 | <div style="width: 85%;"></div> |
| Nageswari Amma Sreenivasa, Chitra Priya | 2025 | 60 | 68 | 88 | 3.7 | 59 | 3.4 | 59 | 3.7 | 59 | 3.6 | 59 | 3.1 | 59 | 3.5 | <div style="width: 75%;"></div> |
| Nelson, Lee | 2025 | 11 | 63 | 17 | 4.5 | 11 | 4.5 | 11 | 4.2 | 11 | 4.4 | 11 | 4.2 | 11 | 4.4 | <div style="width: 85%;"></div> |
| Neu, Samantha | 2025 | 17 | 24 | 71 | 4.6 | 17 | 4.6 | 17 | 4.5 | 17 | 4.5 | 17 | 4.5 | 17 | 4.6 | <div style="width: 90%;"></div> |
| Newsham, Suzanne | 2025 | 23 | 69 | 33 | 4.1 | 23 | 4.5 | 23 | 4.3 | 23 | 4.5 | 23 | 4.4 | 23 | 4.4 | <div style="width: 85%;"></div> |
| Newton, Cynthia | 2025 | 51 | 126 | 40 | 4.4 | 51 | 4.5 | 51 | 4.6 | 51 | 4.5 | 51 | 4.3 | 51 | 4.4 | <div style="width: 85%;"></div> |
| Niehaus, Kristina | 2025 | 8 | 27 | 30 | 4.3 | 8 | 4.8 | 8 | 4.9 | 8 | 4.6 | 8 | 4.6 | 8 | 4.6 | <div style="width: 85%;"></div> |
| Niemczyk, Joshua | 2025 | 56 | 114 | 49 | 4.1 | 56 | 3.8 | 56 | 4.2 | 56 | 3.9 | 56 | 3.4 | 56 | 3.9 | <div style="width: 80%;"></div> |
| Novara, Jayme | 2025 | 63 | 146 | 43 | 4.7 | 63 | 4.9 | 63 | 4.8 | 63 | 4.8 | 62 | 4.8 | 63 | 4.8 | <div style="width: 90%;"></div> |
| Oberg, Steven | 2025 | 35 | 123 | 28 | 4.8 | 35 | 4.9 | 35 | 4.8 | 35 | 4.8 | 35 | 4.8 | 35 | 4.8 | <div style="width: 95%;"></div> |
| Osburn, Darren | 2025 | 46 | 160 | 29 | 4.6 | 46 | 4.7 | 46 | 4.7 | 46 | 4.7 | 46 | 4.7 | 46 | 4.7 | <div style="width: 90%;"></div> |
| Owen, Thomas | 2025 | 9 | 21 | 43 | 4.6 | 9 | 4.8 | 9 | 4.4 | 9 | 4.4 | 9 | 4.2 | 9 | 4.5 | <div style="width: 85%;"></div> |
| Owens, Charles | 2025 | 16 | 51 | 31 | 3.6 | 16 | 3.8 | 16 | 4.0 | 16 | 3.9 | 16 | 3.4 | 16 | 3.7 | <div style="width: 75%;"></div> |
| Grand Total *: | | 9190 | 22612 | 41 | 4.4 | 9174 | 4.5 | 9468 | 4.5 | 9474 | 4.5 | 9473 | 4.4 | 9473 | 4.4 | |













| Results By | | Survey Responses | | | Survey Focused Questions | | People Focused Questions | | | | | | | | Compare | |
|---------------------------|-------------|------------------|--------------|-----------|---|-------------|---|-------------|---|-------------|--|-------------|---|-------------|------------|----------------------------------|
| Evaluated Individual | Survey Year | Svy Rcv | Exp | % | I gained knowledge, skill or ability from this course | | The instructor creates a positive learning environment. | | The instructor presented classroom material in an organized and clear manner. | | The instructor was helpful and responsive when I had difficulties or questions | | Would you recommend this instructor to another student? | | Overall | |
| | | | | | 5-pt | | 5-pt | | 5-pt | | 5-pt | | 5-pt | | 5-pt | |
| | | | | | Mean | Resp | Mean | Resp | Mean | Resp | Mean | Resp | Mean | Resp | Score | Compare |
| Pace, Hali | 2025 | 10 | 50 | 20 | 4.7 | 10 | 4.8 | 10 | 4.7 | 10 | 4.7 | 10 | 4.6 | 10 | 4.7 | <div style="width: 100%;"></div> |
| Pastor, Joseph | 2025 | 12 | 36 | 33 | 3.6 | 12 | 3.3 | 12 | 3.0 | 12 | 3.7 | 12 | 3.2 | 12 | 3.3 | <div style="width: 75%;"></div> |
| Pearson, Jasen | 2025 | 7 | 22 | 32 | 4.7 | 7 | 4.6 | 7 | 4.6 | 7 | 4.4 | 7 | 4.4 | 7 | 4.5 | <div style="width: 100%;"></div> |
| Perry, Andrew | 2025 | 2 | 7 | 29 | 4.5 | 2 | 5.0 | 2 | 4.5 | 2 | 4.0 | 2 | 5.0 | 2 | 4.6 | <div style="width: 100%;"></div> |
| Pettis, Kelly | 2025 | 9 | 26 | 35 | 5.0 | 9 | 4.9 | 9 | 5.0 | 9 | 4.9 | 9 | 4.9 | 9 | 4.9 | <div style="width: 100%;"></div> |
| Piacentini, Katie | 2025 | 22 | 60 | 37 | 4.1 | 22 | 4.6 | 22 | 4.7 | 22 | 4.7 | 22 | 4.7 | 22 | 4.6 | <div style="width: 100%;"></div> |
| Pieris, Shantha | 2025 | 38 | 95 | 40 | 4.1 | 38 | 4.6 | 38 | 4.1 | 38 | 4.3 | 38 | 4.1 | 38 | 4.2 | <div style="width: 100%;"></div> |
| Pieris, Shayani | 2025 | 27 | 65 | 42 | 4.4 | 27 | 4.3 | 27 | 4.4 | 27 | 4.3 | 27 | 4.2 | 27 | 4.3 | <div style="width: 100%;"></div> |
| Pierson, T | 2025 | 6 | 17 | 35 | 4.8 | 6 | 4.3 | 6 | 4.2 | 6 | 4.0 | 6 | 4.3 | 6 | 4.3 | <div style="width: 100%;"></div> |
| Pilarski Schultz, GERALYN | 2025 | 94 | 182 | 52 | 4.7 | 93 | 4.8 | 94 | 4.7 | 94 | 4.8 | 94 | 4.8 | 94 | 4.8 | <div style="width: 100%;"></div> |
| Pinaire, Nicole | 2025 | 33 | 132 | 25 | 4.6 | 33 | 4.3 | 33 | 4.6 | 33 | 4.6 | 33 | 4.5 | 33 | 4.5 | <div style="width: 100%;"></div> |
| Plucinski, Kristin | 2025 | 7 | 13 | 54 | 3.1 | 7 | 3.7 | 7 | 2.6 | 7 | 3.4 | 7 | 2.4 | 7 | 3.1 | <div style="width: 75%;"></div> |
| Polster, Stephanie | 2025 | 11 | 34 | 32 | 4.5 | 11 | 4.7 | 11 | 4.7 | 11 | 4.8 | 11 | 4.7 | 11 | 4.7 | <div style="width: 100%;"></div> |
| Porter, Corey | 2025 | 23 | 81 | 28 | 4.1 | 23 | 4.2 | 23 | 4.3 | 23 | 4.3 | 23 | 4.2 | 23 | 4.2 | <div style="width: 100%;"></div> |
| Porzelt, Sarah | 2025 | 24 | 67 | 36 | 4.4 | 24 | 4.6 | 24 | 4.6 | 24 | 4.7 | 24 | 4.6 | 24 | 4.6 | <div style="width: 100%;"></div> |
| Potthoff, Olivia | 2025 | 2 | 6 | 33 | 5.0 | 2 | 5.0 | 2 | 5.0 | 2 | 5.0 | 2 | 5.0 | 2 | 5.0 | <div style="width: 100%;"></div> |
| Powers, Tracy | 2025 | 20 | 67 | 30 | 4.7 | 20 | 4.6 | 20 | 4.7 | 20 | 4.6 | 20 | 4.5 | 20 | 4.6 | <div style="width: 100%;"></div> |
| Prewitt, Baylor | 2025 | 6 | 12 | 50 | 4.8 | 6 | 4.7 | 6 | 4.7 | 6 | 4.8 | 6 | 4.7 | 6 | 4.7 | <div style="width: 100%;"></div> |
| Prewitt, Dana | 2025 | 19 | 28 | 68 | 4.5 | 19 | 4.7 | 19 | 4.9 | 19 | 4.8 | 19 | 4.7 | 19 | 4.7 | <div style="width: 100%;"></div> |
| Price, Lee | 2025 | 26 | 71 | 37 | 4.5 | 26 | 4.5 | 26 | 4.4 | 26 | 4.3 | 26 | 4.4 | 26 | 4.4 | <div style="width: 100%;"></div> |
| Proctor, Aaron | 2025 | 45 | 112 | 40 | 4.0 | 45 | 3.9 | 45 | 4.0 | 45 | 3.8 | 45 | 3.7 | 45 | 3.9 | <div style="width: 100%;"></div> |
| Prugger, Ariel | 2025 | 29 | 105 | 28 | 4.6 | 29 | 4.6 | 29 | 4.7 | 29 | 4.6 | 28 | 4.6 | 29 | 4.6 | <div style="width: 100%;"></div> |
| Prusator, Dawn | 2025 | 23 | 108 | 21 | 4.5 | 23 | 4.1 | 23 | 4.2 | 23 | 4.2 | 23 | 4.0 | 23 | 4.2 | <div style="width: 100%;"></div> |
| Quest, Ned | 2025 | 21 | 64 | 33 | 4.3 | 21 | 4.0 | 21 | 4.5 | 21 | 4.3 | 21 | 3.9 | 21 | 4.2 | <div style="width: 100%;"></div> |
| Quinn, Christopher | 2025 | 19 | 38 | 50 | 4.7 | 19 | 4.8 | 19 | 4.9 | 19 | 4.9 | 19 | 4.8 | 19 | 4.8 | <div style="width: 100%;"></div> |
| Radle, Jacqueline | 2025 | 55 | 106 | 52 | 4.3 | 55 | 4.6 | 55 | 4.5 | 54 | 4.5 | 55 | 4.5 | 55 | 4.4 | <div style="width: 100%;"></div> |
| Rajagopalan, Vaidehi | 2025 | 9 | 31 | 29 | 3.8 | 9 | 3.7 | 9 | 3.4 | 9 | 3.7 | 9 | 2.8 | 9 | 3.5 | <div style="width: 75%;"></div> |
| Grand Total *: | | 9190 | 22612 | 41 | 4.4 | 9174 | 4.5 | 9468 | 4.5 | 9474 | 4.5 | 9473 | 4.4 | 9473 | 4.4 | |

| Results By | | Survey Responses | | | Survey Focused Questions | | People Focused Questions | | | | | | | | Compare | |
|-----------------------|-------------|------------------|--------------|-----------|---|-------------|---|-------------|---|-------------|--|-------------|---|-------------|------------|---|
| Evaluated Individual | Survey Year | Svy Rcv | Exp | % | I gained knowledge, skill or ability from this course | | The instructor creates a positive learning environment. | | The instructor presented classroom material in an organized and clear manner. | | The instructor was helpful and responsive when I had difficulties or questions | | Would you recommend this instructor to another student? | | Overall | |
| | | | | | 5-pt | | 5-pt | | 5-pt | | 5-pt | | 5-pt | | 5-pt | |
| | | | | | Mean | Resp | Mean | Resp | Mean | Resp | Mean | Resp | Mean | Resp | Score | Compare |
| Randazzo, Jessica | 2025 | 44 | 107 | 41 | 4.2 | 44 | 4.5 | 44 | 4.1 | 44 | 4.2 | 44 | 3.9 | 44 | 4.2 | <div style="width: 4.2; height: 10px;"></div> |
| Reed, Tracy | 2025 | 23 | 59 | 39 | 4.5 | 23 | 4.5 | 22 | 4.7 | 23 | 4.5 | 23 | 4.5 | 23 | 4.5 | <div style="width: 4.5; height: 10px;"></div> |
| Reynolds, Cindy | 2025 | 25 | 59 | 42 | 4.4 | 25 | 3.8 | 24 | 4.2 | 25 | 3.9 | 25 | 3.7 | 25 | 4.0 | <div style="width: 4.0; height: 10px;"></div> |
| Rezny, Daniel | 2025 | 38 | 116 | 33 | 4.4 | 38 | 4.7 | 38 | 4.6 | 38 | 4.5 | 38 | 4.6 | 38 | 4.5 | <div style="width: 4.5; height: 10px;"></div> |
| Ribaudo, Carmen | 2025 | 11 | 14 | 79 | 3.9 | 11 | 2.5 | 11 | 3.0 | 11 | 2.9 | 11 | 2.2 | 11 | 2.9 | <div style="width: 2.9; height: 10px;"></div> |
| Rigby, Quinn | 2025 | 6 | 12 | 50 | 4.7 | 6 | 4.7 | 6 | 4.7 | 6 | 4.7 | 6 | 4.7 | 6 | 4.7 | <div style="width: 4.7; height: 10px;"></div> |
| Riordan, Tracey | 2025 | 12 | 42 | 29 | 3.4 | 12 | 3.6 | 12 | 3.3 | 12 | 3.6 | 12 | 2.8 | 12 | 3.4 | <div style="width: 3.4; height: 10px;"></div> |
| Ritter, Kathryn | 2025 | 26 | 80 | 33 | 4.8 | 26 | 4.9 | 26 | 4.9 | 26 | 4.9 | 26 | 4.8 | 26 | 4.9 | <div style="width: 4.9; height: 10px;"></div> |
| Rodgers, Heather | 2025 | 47 | 122 | 39 | 4.4 | 47 | 4.7 | 46 | 4.6 | 47 | 4.7 | 47 | 4.6 | 46 | 4.6 | <div style="width: 4.6; height: 10px;"></div> |
| Rodgers, Thomas | 2025 | 19 | 62 | 31 | 4.5 | 19 | 4.4 | 19 | 4.4 | 19 | 4.2 | 19 | 4.4 | 19 | 4.4 | <div style="width: 4.4; height: 10px;"></div> |
| Roe, Steven | 2025 | 50 | 62 | 81 | 4.7 | 50 | 4.9 | 50 | 4.8 | 50 | 4.9 | 50 | 4.9 | 50 | 4.8 | <div style="width: 4.8; height: 10px;"></div> |
| Roesler, Paul | 2025 | 107 | 192 | 56 | 4.4 | 107 | 4.4 | 107 | 4.4 | 106 | 4.4 | 107 | 4.3 | 107 | 4.4 | <div style="width: 4.4; height: 10px;"></div> |
| Rothfuss, Helen | 2025 | 3 | 11 | 27 | 3.7 | 3 | 4.0 | 3 | 4.0 | 3 | 3.7 | 3 | 3.0 | 3 | 3.7 | <div style="width: 3.7; height: 10px;"></div> |
| Ruedin, Isaac | 2025 | 35 | 118 | 30 | 4.1 | 35 | 4.3 | 35 | 4.3 | 35 | 4.1 | 35 | 4.3 | 35 | 4.2 | <div style="width: 4.2; height: 10px;"></div> |
| Sanker, Kathleen | 2025 | 43 | 76 | 57 | 4.5 | 43 | 4.6 | 43 | 4.6 | 43 | 4.7 | 43 | 4.5 | 43 | 4.6 | <div style="width: 4.6; height: 10px;"></div> |
| Schaper, Kylie | 2025 | 33 | 85 | 39 | 4.7 | 33 | 5.0 | 5 | 4.6 | 5 | 5.0 | 5 | 5.0 | 5 | 4.8 | <div style="width: 4.8; height: 10px;"></div> |
| Schatz, Mark | 2025 | 19 | 49 | 39 | 4.4 | 18 | 4.5 | 19 | 4.5 | 19 | 4.6 | 19 | 4.4 | 19 | 4.5 | <div style="width: 4.5; height: 10px;"></div> |
| Schenker, Anna | 2025 | 18 | 20 | 90 | 4.2 | 18 | 4.3 | 18 | 4.6 | 18 | 4.3 | 18 | 4.4 | 18 | 4.4 | <div style="width: 4.4; height: 10px;"></div> |
| Schilling, Miranda | 2025 | 15 | 53 | 28 | 4.2 | 15 | 4.5 | 14 | 4.5 | 15 | 4.3 | 15 | 4.5 | 15 | 4.4 | <div style="width: 4.4; height: 10px;"></div> |
| Schippers, Julie | 2025 | 4 | 20 | 20 | 4.3 | 4 | 4.8 | 4 | 4.8 | 4 | 4.8 | 4 | 4.5 | 4 | 4.6 | <div style="width: 4.6; height: 10px;"></div> |
| Schmutz, Abby | 2025 | 96 | 129 | 74 | 4.3 | 96 | 3.7 | 89 | 3.9 | 91 | 3.7 | 91 | 3.8 | 90 | 3.9 | <div style="width: 3.9; height: 10px;"></div> |
| Schnardthorst, Peggy | 2025 | 6 | 23 | 26 | 4.5 | 6 | 4.8 | 6 | 4.8 | 6 | 4.5 | 6 | 4.7 | 6 | 4.7 | <div style="width: 4.7; height: 10px;"></div> |
| Schumacher, Matthew | 2025 | 14 | 33 | 42 | 4.6 | 14 | 4.5 | 14 | 4.6 | 14 | 4.6 | 14 | 4.4 | 14 | 4.5 | <div style="width: 4.5; height: 10px;"></div> |
| Schwandt, Tomi | 2025 | 44 | 119 | 37 | 4.4 | 44 | 4.4 | 44 | 4.7 | 44 | 4.1 | 44 | 4.5 | 44 | 4.4 | <div style="width: 4.4; height: 10px;"></div> |
| Scott, Emily | 2025 | 76 | 165 | 46 | 4.5 | 76 | 4.7 | 75 | 4.8 | 76 | 4.7 | 76 | 4.7 | 76 | 4.7 | <div style="width: 4.7; height: 10px;"></div> |
| Scott, Timothy | 2025 | 4 | 11 | 36 | 4.5 | 4 | 4.8 | 4 | 4.8 | 4 | 4.8 | 4 | 4.8 | 4 | 4.7 | <div style="width: 4.7; height: 10px;"></div> |
| Sheck, Elizabeth | 2025 | 7 | 17 | 41 | 4.4 | 7 | 4.4 | 7 | 5.0 | 7 | 4.6 | 7 | 4.6 | 7 | 4.6 | <div style="width: 4.6; height: 10px;"></div> |
| Grand Total *: | | 9190 | 22612 | 41 | 4.4 | 9174 | 4.5 | 9468 | 4.5 | 9474 | 4.5 | 9473 | 4.4 | 9473 | 4.4 | |

| Results By | | Survey Responses | | | Survey Focused Questions | | People Focused Questions | | | | | | | | Compare | |
|----------------------|-------------|------------------|-------|----|---|------|---|------|---|------|--|------|---|------|---------|----------------------------------|
| Evaluated Individual | Survey Year | Svy Rcv | Exp | % | I gained knowledge, skill or ability from this course | | The instructor creates a positive learning environment. | | The instructor presented classroom material in an organized and clear manner. | | The instructor was helpful and responsive when I had difficulties or questions | | Would you recommend this instructor to another student? | | Overall | |
| | | | | | 5-pt | | 5-pt | | 5-pt | | 5-pt | | 5-pt | | 5-pt | |
| | | | | | Mean | Resp | Mean | Resp | Mean | Resp | Mean | Resp | Mean | Resp | Score | Compare |
| Sherman, Elizabeth | 2025 | 13 | 34 | 38 | 4.2 | 13 | 4.7 | 13 | 4.6 | 13 | 4.6 | 13 | 4.4 | 13 | 4.5 | <div style="width: 90%;"></div> |
| Shuman, Nicole | 2025 | 8 | 43 | 19 | 4.5 | 8 | 4.5 | 8 | 4.6 | 8 | 4.6 | 8 | 4.6 | 8 | 4.6 | <div style="width: 95%;"></div> |
| Silver, Zachary | 2025 | 42 | 105 | 40 | 4.7 | 42 | 4.2 | 15 | 4.1 | 15 | 4.2 | 15 | 3.8 | 15 | 4.3 | <div style="width: 85%;"></div> |
| Simcox, Eric | 2025 | 36 | 97 | 37 | 4.4 | 36 | 4.7 | 36 | 4.4 | 36 | 4.6 | 36 | 4.5 | 36 | 4.5 | <div style="width: 90%;"></div> |
| Simcox, Kyle | 2025 | 32 | 57 | 56 | 4.5 | 32 | 4.6 | 32 | 4.4 | 32 | 4.7 | 32 | 4.6 | 32 | 4.6 | <div style="width: 90%;"></div> |
| Simms, Elizabeth | 2025 | 83 | 138 | 60 | 4.4 | 83 | 4.5 | 83 | 4.5 | 83 | 4.4 | 83 | 4.5 | 83 | 4.5 | <div style="width: 90%;"></div> |
| Sippie, Andrew | 2025 | 30 | 74 | 41 | 4.7 | 30 | 4.9 | 30 | 4.9 | 30 | 4.9 | 30 | 4.8 | 30 | 4.8 | <div style="width: 95%;"></div> |
| Smith, Cathy | 2025 | 2 | 11 | 18 | 5.0 | 2 | 5.0 | 2 | 4.5 | 2 | 4.5 | 2 | 4.5 | 2 | 4.7 | <div style="width: 90%;"></div> |
| Smith, Evan | 2025 | 11 | 13 | 85 | 5.0 | 11 | 5.0 | 11 | 4.9 | 11 | 5.0 | 11 | 5.0 | 11 | 5.0 | <div style="width: 100%;"></div> |
| Smith, Renee | 2025 | 8 | 26 | 31 | 4.6 | 8 | 4.9 | 8 | 4.8 | 8 | 4.8 | 8 | 4.9 | 8 | 4.8 | <div style="width: 95%;"></div> |
| Sossamon, Holly | 2025 | 96 | 116 | 83 | 4.3 | 96 | 4.6 | 93 | 4.5 | 93 | 4.5 | 93 | 4.5 | 93 | 4.5 | <div style="width: 90%;"></div> |
| Spaethe, Sarah | 2025 | 94 | 129 | 73 | 4.3 | 94 | 4.2 | 88 | 4.3 | 88 | 4.2 | 88 | 4.2 | 88 | 4.2 | <div style="width: 85%;"></div> |
| Spudich, Christine | 2025 | 21 | 39 | 54 | 4.7 | 21 | 4.9 | 21 | 4.9 | 21 | 4.9 | 21 | 4.9 | 21 | 4.8 | <div style="width: 95%;"></div> |
| Spudich, Dimana | 2025 | 31 | 41 | 76 | 4.7 | 31 | 4.9 | 31 | 4.9 | 31 | 4.8 | 31 | 4.9 | 31 | 4.8 | <div style="width: 95%;"></div> |
| Stamps, David | 2025 | 13 | 49 | 27 | 3.8 | 13 | 4.2 | 12 | 3.7 | 12 | 4.5 | 12 | 3.8 | 12 | 4.0 | <div style="width: 80%;"></div> |
| Statham, Steven | 2025 | 3 | 4 | 75 | 4.0 | 3 | 4.3 | 3 | 4.0 | 3 | 4.3 | 3 | 4.0 | 3 | 4.1 | <div style="width: 85%;"></div> |
| Steffen, Emily | 2025 | 26 | 80 | 33 | 4.8 | 26 | 4.8 | 12 | 4.8 | 12 | 4.8 | 12 | 4.8 | 12 | 4.8 | <div style="width: 95%;"></div> |
| Stephenson, Lee | 2025 | 12 | 24 | 50 | 4.9 | 12 | 4.7 | 12 | 4.7 | 12 | 4.7 | 12 | 4.5 | 12 | 4.7 | <div style="width: 90%;"></div> |
| Stevens, Meghan | 2025 | 2 | 19 | 11 | 4.5 | 2 | 4.0 | 2 | 4.0 | 2 | 3.5 | 2 | 4.0 | 2 | 4.0 | <div style="width: 85%;"></div> |
| Stewart, Amanda | 2025 | 32 | 61 | 52 | 4.4 | 32 | 4.7 | 32 | 4.4 | 32 | 4.5 | 32 | 4.5 | 32 | 4.5 | <div style="width: 90%;"></div> |
| Stoner, Lisa | 2025 | 50 | 134 | 37 | 4.8 | 50 | 4.8 | 50 | 4.8 | 50 | 4.8 | 50 | 4.8 | 50 | 4.8 | <div style="width: 95%;"></div> |
| Stratton, Pamela | 2025 | 15 | 44 | 34 | 4.0 | 15 | 4.2 | 15 | 4.3 | 15 | 3.9 | 15 | 3.7 | 15 | 4.0 | <div style="width: 85%;"></div> |
| Struebing, Meredith | 2025 | 6 | 22 | 27 | 4.7 | 6 | 5.0 | 6 | 5.0 | 6 | 5.0 | 6 | 5.0 | 6 | 4.9 | <div style="width: 95%;"></div> |
| Stuckstede, Stefanie | 2025 | 8 | 13 | 62 | 5.0 | 8 | 5.0 | 8 | 5.0 | 8 | 5.0 | 8 | 5.0 | 8 | 5.0 | <div style="width: 100%;"></div> |
| Stueben, Heather | 2025 | 82 | 113 | 73 | 4.7 | 81 | 4.8 | 82 | 4.9 | 82 | 4.9 | 82 | 4.8 | 82 | 4.8 | <div style="width: 95%;"></div> |
| Sugathan, Lily | 2025 | 21 | 58 | 36 | 4.8 | 21 | 4.8 | 21 | 4.8 | 21 | 4.7 | 21 | 4.8 | 21 | 4.8 | <div style="width: 95%;"></div> |
| Sweetin, Mary | 2025 | 5 | 18 | 28 | 5.0 | 5 | 4.8 | 5 | 4.4 | 5 | 4.8 | 5 | 4.8 | 5 | 4.8 | <div style="width: 95%;"></div> |
| Grand Total *: | | 9190 | 22612 | 41 | 4.4 | 9174 | 4.5 | 9468 | 4.5 | 9474 | 4.5 | 9473 | 4.4 | 9473 | 4.4 | |

| Results By | | Survey Responses | | | Survey Focused Questions | | People Focused Questions | | | | | | | | Compare | |
|-----------------------|-------------|------------------|--------------|-----------|---|-------------|---|-------------|---|-------------|--|-------------|---|-------------|------------|----------------------------------|
| Evaluated Individual | Survey Year | Svy Rcv | Exp | % | I gained knowledge, skill or ability from this course | | The instructor creates a positive learning environment. | | The instructor presented classroom material in an organized and clear manner. | | The instructor was helpful and responsive when I had difficulties or questions | | Would you recommend this instructor to another student? | | Overall | |
| | | | | | 5-pt | | 5-pt | | 5-pt | | 5-pt | | 5-pt | | 5-pt | |
| | | | | | Mean | Resp | Mean | Resp | Mean | Resp | Mean | Resp | Mean | Resp | Score | Compare |
| Swenson, Mary | 2025 | 16 | 22 | 73 | 4.8 | 16 | 5.0 | 16 | 5.0 | 16 | 4.9 | 16 | 5.0 | 16 | 5.0 | <div style="width: 100%;"></div> |
| Swindle, Monica | 2025 | 14 | 48 | 29 | 4.4 | 14 | 4.6 | 13 | 4.7 | 14 | 4.7 | 14 | 4.7 | 14 | 4.6 | <div style="width: 95%;"></div> |
| Szeibert, Christina | 2025 | 50 | 131 | 38 | 4.6 | 49 | 4.8 | 50 | 4.9 | 50 | 4.8 | 49 | 4.9 | 50 | 4.8 | <div style="width: 100%;"></div> |
| Taqieddin, Ranya | 2025 | 105 | 191 | 55 | 4.4 | 105 | 4.4 | 105 | 4.5 | 105 | 4.4 | 104 | 4.3 | 105 | 4.4 | <div style="width: 98%;"></div> |
| Taylor, Mary | 2025 | 17 | 64 | 27 | 4.8 | 17 | 4.8 | 17 | 4.8 | 17 | 4.8 | 17 | 4.8 | 16 | 4.8 | <div style="width: 100%;"></div> |
| Thater, Stacey | 2025 | 33 | 83 | 40 | 4.2 | 33 | 4.6 | 32 | 4.3 | 32 | 4.5 | 32 | 4.2 | 32 | 4.4 | <div style="width: 98%;"></div> |
| Thomas, Rita | 2025 | 21 | 49 | 43 | 4.3 | 21 | 4.0 | 21 | 4.2 | 21 | 3.7 | 21 | 3.8 | 21 | 4.0 | <div style="width: 95%;"></div> |
| Thomas, Rosa | 2025 | 41 | 76 | 54 | 4.2 | 41 | 4.3 | 41 | 4.5 | 41 | 4.2 | 41 | 4.2 | 41 | 4.3 | <div style="width: 98%;"></div> |
| Thomas, Sandra | 2025 | 6 | 18 | 33 | 4.7 | 6 | 4.8 | 6 | 5.0 | 6 | 4.8 | 6 | 4.8 | 6 | 4.8 | <div style="width: 100%;"></div> |
| Thomas, Sheeba | 2025 | 4 | 8 | 50 | 4.5 | 4 | 4.5 | 4 | 4.3 | 4 | 4.5 | 4 | 4.3 | 4 | 4.4 | <div style="width: 98%;"></div> |
| Thomason, Andrew | 2025 | 27 | 45 | 60 | 4.4 | 27 | 4.4 | 27 | 4.6 | 27 | 4.4 | 27 | 4.4 | 27 | 4.5 | <div style="width: 98%;"></div> |
| Thompson, Brian | 2025 | 2 | 10 | 20 | 5.0 | 2 | 5.0 | 2 | 4.5 | 2 | 5.0 | 2 | 5.0 | 2 | 4.9 | <div style="width: 100%;"></div> |
| Thorburg, Risa | 2025 | 18 | 64 | 28 | 4.8 | 18 | 4.6 | 18 | 4.6 | 18 | 4.6 | 18 | 4.6 | 18 | 4.6 | <div style="width: 98%;"></div> |
| Thorn, Becky | 2025 | 70 | 141 | 50 | 4.4 | 70 | 4.7 | 70 | 4.6 | 69 | 4.5 | 70 | 4.6 | 70 | 4.6 | <div style="width: 98%;"></div> |
| Thornton, Matthew | 2025 | 13 | 26 | 50 | 4.3 | 13 | 4.6 | 13 | 4.2 | 13 | 4.8 | 13 | 4.5 | 13 | 4.5 | <div style="width: 98%;"></div> |
| Timm, Courtney | 2025 | 18 | 48 | 38 | 3.8 | 18 | 3.6 | 18 | 4.2 | 18 | 4.0 | 18 | 3.3 | 18 | 3.8 | <div style="width: 95%;"></div> |
| Tobias, Marvin | 2025 | 56 | 140 | 40 | 4.5 | 56 | 4.6 | 56 | 4.3 | 56 | 4.2 | 55 | 4.3 | 56 | 4.4 | <div style="width: 98%;"></div> |
| Toliver King, Janice | 2025 | 3 | 9 | 33 | 3.7 | 3 | 4.0 | 3 | 3.0 | 3 | 3.0 | 3 | 3.0 | 3 | 3.3 | <div style="width: 85%;"></div> |
| Tran, Khang | 2025 | 13 | 19 | 68 | 4.6 | 13 | 4.7 | 13 | 4.7 | 13 | 4.7 | 13 | 4.5 | 13 | 4.6 | <div style="width: 98%;"></div> |
| Turner, Amanda | 2025 | 28 | 69 | 41 | 4.4 | 28 | 4.6 | 14 | 4.6 | 14 | 4.6 | 14 | 4.6 | 14 | 4.5 | <div style="width: 98%;"></div> |
| Twiehaus, Sean | 2025 | 7 | 11 | 64 | 4.9 | 7 | 5.0 | 7 | 5.0 | 7 | 5.0 | 7 | 5.0 | 7 | 5.0 | <div style="width: 100%;"></div> |
| Tychonievich, Melissa | 2025 | 6 | 11 | 55 | 4.8 | 6 | 4.7 | 6 | 5.0 | 6 | 5.0 | 6 | 4.8 | 6 | 4.9 | <div style="width: 100%;"></div> |
| Ulmer, Jin | 2025 | 8 | 47 | 17 | 4.4 | 8 | 4.9 | 8 | 4.6 | 8 | 4.9 | 8 | 4.9 | 8 | 4.7 | <div style="width: 100%;"></div> |
| Vakil, Behrooz | 2025 | 9 | 43 | 21 | 4.6 | 9 | 4.2 | 9 | 4.3 | 9 | 4.2 | 9 | 4.2 | 9 | 4.3 | <div style="width: 95%;"></div> |
| Van-Thomas, Ty | 2025 | 12 | 48 | 25 | 4.4 | 12 | 4.6 | 12 | 4.5 | 12 | 4.6 | 12 | 4.3 | 12 | 4.5 | <div style="width: 98%;"></div> |
| Vavere, Atis | 2025 | 8 | 33 | 24 | 4.8 | 8 | 4.9 | 8 | 4.6 | 8 | 4.4 | 8 | 4.5 | 8 | 4.6 | <div style="width: 98%;"></div> |
| Vest, Jennifer | 2025 | 5 | 17 | 29 | 4.6 | 5 | 4.8 | 5 | 4.8 | 5 | 5.0 | 5 | 4.4 | 5 | 4.7 | <div style="width: 100%;"></div> |
| Grand Total *: | | 9190 | 22612 | 41 | 4.4 | 9174 | 4.5 | 9468 | 4.5 | 9474 | 4.5 | 9473 | 4.4 | 9473 | 4.4 | |

| Results By | | Survey Responses | | | Survey Focused Questions | | People Focused Questions | | | | | | | | Compare | |
|-------------------------|-------------|------------------|-------|----|---|------|---|------|---|------|--|------|---|------|---------|----------------------------------|
| Evaluated Individual | Survey Year | Svy Rcv | Exp | % | I gained knowledge, skill or ability from this course | | The instructor creates a positive learning environment. | | The instructor presented classroom material in an organized and clear manner. | | The instructor was helpful and responsive when I had difficulties or questions | | Would you recommend this instructor to another student? | | Overall | |
| | | | | | 5-pt | | 5-pt | | 5-pt | | 5-pt | | 5-pt | | 5-pt | |
| | | | | | Mean | Resp | Mean | Resp | Mean | Resp | Mean | Resp | Mean | Resp | Score | Compare |
| Vriyasiri, Nicholas | 2025 | 22 | 35 | 63 | 4.5 | 22 | 4.8 | 22 | 4.6 | 22 | 4.7 | 22 | 4.7 | 22 | 4.7 | <div style="width: 100%;"></div> |
| Vogelpohl, Cassie | 2025 | 29 | 105 | 28 | 4.6 | 29 | 4.9 | 28 | 4.9 | 29 | 4.8 | 29 | 4.8 | 29 | 4.8 | <div style="width: 100%;"></div> |
| Von Keyserling, Natalee | 2025 | 20 | 67 | 30 | 4.6 | 20 | 4.5 | 20 | 4.7 | 20 | 4.3 | 20 | 4.4 | 20 | 4.5 | <div style="width: 100%;"></div> |
| Vorachek-Warren, Mara | 2025 | 9 | 24 | 38 | 4.2 | 9 | 4.9 | 9 | 4.7 | 9 | 4.7 | 9 | 4.7 | 9 | 4.6 | <div style="width: 100%;"></div> |
| Vorst, Eric | 2025 | 10 | 71 | 14 | 4.3 | 10 | 4.6 | 10 | 4.5 | 10 | 4.3 | 10 | 4.5 | 10 | 4.4 | <div style="width: 100%;"></div> |
| Walter, Vivian | 2025 | 22 | 55 | 40 | 4.7 | 22 | 4.9 | 22 | 4.7 | 22 | 4.8 | 22 | 4.7 | 22 | 4.8 | <div style="width: 100%;"></div> |
| Wang, Dayu | 2025 | 28 | 100 | 28 | 4.3 | 28 | 4.3 | 28 | 4.5 | 28 | 4.0 | 28 | 4.1 | 27 | 4.2 | <div style="width: 100%;"></div> |
| Warner, Michelle | 2025 | 4 | 7 | 57 | 5.0 | 4 | 5.0 | 4 | 5.0 | 4 | 5.0 | 4 | 5.0 | 4 | 5.0 | <div style="width: 100%;"></div> |
| Watts, Cheryl | 2025 | 19 | 30 | 63 | 4.4 | 19 | 3.9 | 19 | 3.8 | 19 | 3.7 | 19 | 3.7 | 19 | 3.9 | <div style="width: 100%;"></div> |
| Weber, Edward | 2025 | 39 | 133 | 29 | 4.4 | 39 | 4.7 | 39 | 4.5 | 39 | 4.7 | 39 | 4.6 | 39 | 4.6 | <div style="width: 100%;"></div> |
| Weber, Kathryn | 2025 | 23 | 49 | 47 | 4.2 | 23 | 4.2 | 23 | 4.2 | 23 | 4.0 | 23 | 4.0 | 23 | 4.1 | <div style="width: 100%;"></div> |
| Weber, Matthew | 2025 | 19 | 50 | 38 | 4.7 | 18 | 4.9 | 19 | 4.8 | 19 | 4.9 | 19 | 4.9 | 19 | 4.8 | <div style="width: 100%;"></div> |
| Webster, Christina | 2025 | 34 | 75 | 45 | 4.4 | 34 | 4.5 | 34 | 4.6 | 34 | 4.2 | 34 | 4.4 | 34 | 4.4 | <div style="width: 100%;"></div> |
| Wegmann, Matthew | 2025 | 6 | 22 | 27 | 4.5 | 6 | 4.3 | 6 | 4.7 | 6 | 4.5 | 6 | 4.7 | 6 | 4.5 | <div style="width: 100%;"></div> |
| Wells, Tamara | 2025 | 24 | 49 | 49 | 3.7 | 24 | 3.3 | 24 | 3.2 | 24 | 2.2 | 24 | 2.5 | 24 | 3.0 | <div style="width: 100%;"></div> |
| Whaley, Michael | 2025 | 26 | 66 | 39 | 4.5 | 26 | 4.8 | 26 | 4.8 | 26 | 4.7 | 26 | 4.8 | 26 | 4.7 | <div style="width: 100%;"></div> |
| White, Jamie | 2025 | 4 | 21 | 19 | 3.3 | 4 | 3.0 | 4 | 3.0 | 4 | 2.5 | 4 | 3.0 | 4 | 3.0 | <div style="width: 100%;"></div> |
| Wies, Mary | 2025 | 64 | 74 | 86 | 4.3 | 64 | 4.2 | 55 | 4.1 | 55 | 4.1 | 55 | 4.2 | 55 | 4.2 | <div style="width: 100%;"></div> |
| Wilhelm, Edward | 2025 | 14 | 39 | 36 | 3.9 | 14 | 3.9 | 14 | 3.4 | 14 | 4.1 | 14 | 3.6 | 14 | 3.8 | <div style="width: 100%;"></div> |
| Williams, Cynthia | 2025 | 7 | 27 | 26 | 4.1 | 7 | 4.4 | 7 | 4.7 | 7 | 4.6 | 7 | 4.4 | 7 | 4.5 | <div style="width: 100%;"></div> |
| Williams, Mark | 2025 | 40 | 121 | 33 | 4.3 | 40 | 4.6 | 40 | 4.6 | 40 | 4.5 | 40 | 4.6 | 40 | 4.5 | <div style="width: 100%;"></div> |
| Williams, Ronald | 2025 | 14 | 55 | 25 | 4.4 | 14 | 4.2 | 14 | 4.0 | 14 | 4.1 | 14 | 3.8 | 14 | 4.1 | <div style="width: 100%;"></div> |
| Willis, Liza | 2025 | 26 | 80 | 33 | 4.8 | 26 | 4.4 | 10 | 3.8 | 11 | 4.2 | 10 | 4.0 | 10 | 4.4 | <div style="width: 100%;"></div> |
| Willott, Steven | 2025 | 9 | 18 | 50 | 4.2 | 9 | 4.8 | 8 | 4.6 | 8 | 4.9 | 8 | 4.6 | 8 | 4.6 | <div style="width: 100%;"></div> |
| Wilson, Stephen | 2025 | 9 | 26 | 35 | 4.7 | 9 | 4.6 | 9 | 4.3 | 9 | 4.4 | 9 | 4.7 | 9 | 4.5 | <div style="width: 100%;"></div> |
| Winfield, Bradley | 2025 | 8 | 25 | 32 | 4.9 | 8 | 4.9 | 8 | 5.0 | 8 | 4.9 | 8 | 4.8 | 8 | 4.9 | <div style="width: 100%;"></div> |
| Winingear, Rachel | 2025 | 2 | 11 | 18 | 5.0 | 2 | 5.0 | 2 | 5.0 | 2 | 5.0 | 2 | 5.0 | 2 | 5.0 | <div style="width: 100%;"></div> |
| Grand Total *: | | 9190 | 22612 | 41 | 4.4 | 9174 | 4.5 | 9468 | 4.5 | 9474 | 4.5 | 9473 | 4.4 | 9473 | 4.4 | |

| Results By | | Survey Responses | | | Survey Focused Questions | | People Focused Questions | | | | | | | | Compare | |
|-----------------------|-------------|------------------|--------------|-----------|---|-------------|---|-------------|---|-------------|--|-------------|---|-------------|------------|---|
| Evaluated Individual | Survey Year | Svy Rcv | Exp | % | I gained knowledge, skill or ability from this course | | The instructor creates a positive learning environment. | | The instructor presented classroom material in an organized and clear manner. | | The instructor was helpful and responsive when I had difficulties or questions | | Would you recommend this instructor to another student? | | Overall | |
| | | | | | 5-pt | | 5-pt | | 5-pt | | 5-pt | | 5-pt | | 5-pt | |
| | | | | | Mean | Resp | Mean | Resp | Mean | Resp | Mean | Resp | Mean | Resp | Score | Compare |
| Witte, Jessica | 2025 | 17 | 30 | 57 | 4.5 | 17 | 4.7 | 17 | 4.5 | 17 | 4.6 | 17 | 4.6 | 17 | 4.6 |  |
| Witzel, Kristine | 2025 | 7 | 23 | 30 | 4.4 | 7 | 4.6 | 7 | 4.4 | 7 | 4.3 | 7 | 3.9 | 7 | 4.3 |  |
| Wohldmann, Benjamin | 2025 | 3 | 13 | 23 | 5.0 | 3 | 5.0 | 3 | 4.7 | 3 | 5.0 | 3 | 4.7 | 3 | 4.9 |  |
| Womack, Rosalia | 2025 | 31 | 61 | 51 | 4.4 | 31 | 4.6 | 31 | 4.5 | 31 | 4.5 | 31 | 4.4 | 31 | 4.5 |  |
| Wombacher, Richard | 2025 | 17 | 54 | 31 | 4.4 | 17 | 4.5 | 17 | 4.2 | 17 | 4.2 | 17 | 4.1 | 17 | 4.3 |  |
| Womick, John | 2025 | 4 | 59 | 7 | 4.5 | 4 | 5.0 | 4 | 4.0 | 4 | 5.0 | 4 | 4.3 | 4 | 4.6 |  |
| Woodfin, Kurt | 2025 | 9 | 32 | 28 | 4.9 | 9 | 4.9 | 9 | 4.9 | 9 | 5.0 | 9 | 4.9 | 9 | 4.9 |  |
| Woods, Victoria | 2025 | 20 | 65 | 31 | 4.2 | 20 | 4.6 | 20 | 4.5 | 20 | 4.8 | 20 | 4.2 | 20 | 4.4 |  |
| Woosley, Jacob | 2025 | 14 | 28 | 50 | 4.6 | 14 | 4.7 | 14 | 4.8 | 14 | 4.6 | 14 | 4.5 | 14 | 4.7 |  |
| Wright, Tamela | 2025 | 12 | 32 | 38 | 4.6 | 12 | 4.6 | 12 | 4.6 | 12 | 4.6 | 12 | 4.5 | 12 | 4.6 |  |
| Zhu, Ming | 2025 | 33 | 53 | 62 | 4.0 | 33 | 4.3 | 33 | 4.1 | 33 | 4.2 | 33 | 3.9 | 32 | 4.1 |  |
| Ziegemeier, Douglas | 2025 | 12 | 32 | 38 | 4.8 | 12 | 4.8 | 12 | 4.9 | 12 | 5.0 | 12 | 4.8 | 11 | 4.9 |  |
| Grand Total *: | | 9190 | 22612 | 41 | 4.4 | 9174 | 4.5 | 9468 | 4.5 | 9474 | 4.5 | 9473 | 4.4 | 9473 | 4.4 | |

* Filtering on columns does not affect grand total