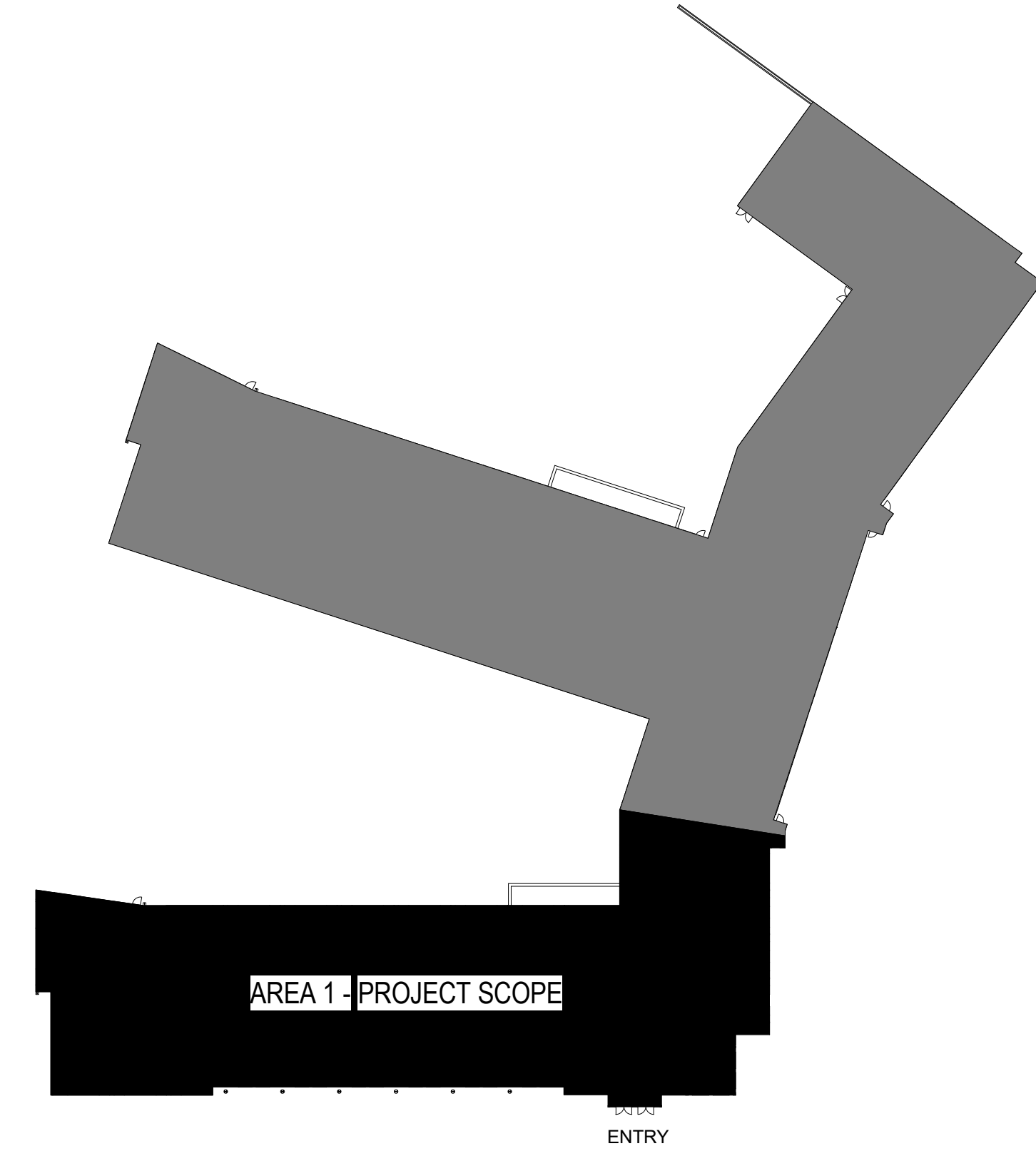


7/12/2021 9:48:25 AM C:\Users\andy.mcallister\Documents\2021072-SDC - Student Review\_RP1\_OPEN\_Central\_Study.mxd [shelawrencengroup.com] nt

DRAFT - JULY 2021

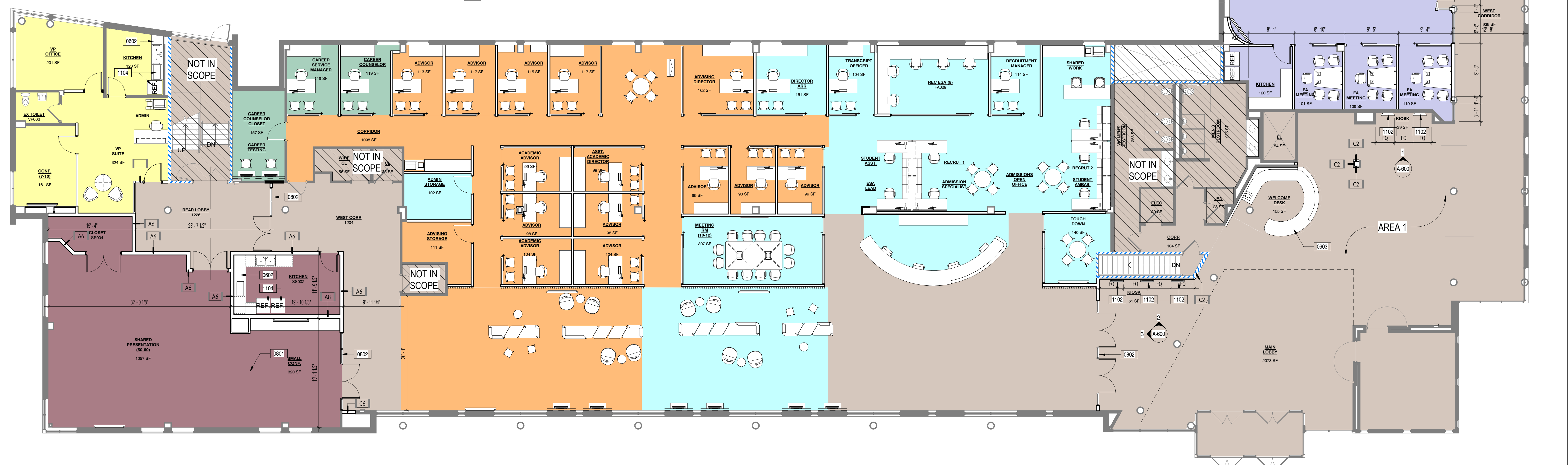
KEYNOTE	
0602	COUNTERS AND CASEWORK - SEE INTERIOR DESIGN NARRATIVE FOR MORE INFORMATION
0603	WELCOME DESK TO PROVIDE SPACE FOR TWO WORK STATIONS WITH OWNER PROVIDED COMPUTERS. GC TO PROVIDE ELEC AND DATA.
0801	MODERN FOLD OPERABLE PARTITION. PROVIDE STRUCTURE ABOVE AS NEEDED.
0802	NEW INTERIOR STOREFRONT SYSTEM
1102	KIOSK STATION - OWNER PROVIDED, CONTRACTOR INSTALLED. COORDINATE WITH OWNER.
1104	KITCHEN EQUIPMENT - SEE NARRATIVE

- GENERAL NOTES - PLAN**
- REFERENCE PLUMBING, MECHANICAL & ELECTRICAL FIRE PROTECTION DOCUMENTS FOR ADDITIONAL REQUIREMENTS.
  - SEE 0001 FOR GRAPHIC LEGEND AND ADDITIONAL NOTES. (NOT INCLUDED IN THIS PACKAGE)
  - ALL PARTITION TYPES ARE A3 UNLESS NOTED OTHERWISE. SEE A100 FOR PARTITION TYPES.
  - REFER TO OVERALL FLOOR PLANS ON A100 FOR FIRE RATED AND SMOKE RATED PARTITION LEGEND.
  - REFER TO DOOR SCHEDULE ON SHEET A030 FOR DOOR INFORMATION. (NOT INCLUDED IN THIS PACKAGE)
  - PLAN DIMENSIONS ARE FROM FACE OF FINISH WHERE "HOLD" OR "CLEAR" ARE INDICATED. ALL OTHER PLAN DIMENSIONS ARE FROM FACE OF PARTITION TYPES AND DO NOT INCLUDE APPLIED FINISHES.
  - ENSURE FINISH SURFACES ARE FLUSH AND SEAMLESS WHERE PARTITIONS AND / OR FURNITURE ARE COPLANAR.
  - ALL DOOR FRAMES SHALL BE 4" TYPICAL OFF ADJACENT WALL AT HINGE JAMB, AND 18" MINIMUM CLEAR FROM PERPENDICULAR WALL AT STROKE JAMB (PULL SIDE) U.N.D.
  - COORDINATE ANY CLEAN-OUT LOCATIONS AND TYPES WITH ARCHITECT PRIOR TO INSTALLATION.
  - COORDINATE ANY MEFP ACCESS PANEL LOCATIONS AND TYPE WITH ARCHITECT PRIOR TO INSTALLATION.
  - ALL PIPING, CONDUITS AND RELATED MECHANICAL AND ELECTRICAL ITEMS SHALL BE CONCEALED WITHIN PARTITION / WALL ASSEMBLY IN FINISHED AREAS UNLESS NOTED OTHERWISE.
  - NEW R-11 BATT INSULATION AT INTERIOR PARTITIONS AND FURRED PARTITIONS (WHERE INDICATED).
  - EXISTING CONCRETE SLAB TO BE PREPARED TO ACCEPT NEW FINISHES. SLAB SHALL BE LEVEL, SMOOTH, AND FREE OF CRACKS. SEE FINISH SCHEDULE FOR MORE INFORMATION.
  - UNLESS NOTED OTHERWISE, EXISTING CONCRETE SLAB IS TO BE PREPARED FOR NEW SPECIFIED FLOORING. COMMENCEMENT OF WORK BY FLOORING CONTRACTOR INDICATED ACCEPTANCE OF SUBSTRATE BY THE FLOORING CONTRACTOR.
  - PROVIDE FLOOR LEVELING AT ALL FLOOR AREAS TO RECEIVE TILE. COORDINATE WITH FINISH PLANS.
  - ALL PENETRATIONS IN FLOOR SLABS SHALL BE FIRE STOPPED.
  - PROVIDE BLOCKING / BACKING TO SUPPORT ALL WALL MOUNTED ITEMS.
  - ANY WOOD BLOCKING OR PLYWOOD USED ON THIS PROJECT SHALL BE FIRE-RETARDANT-TREATED. EXTERIOR GRADE INSTALLED IN EXTERIOR WALLS.
  - PROVIDE FIRE TREATED BLOCKING AT WALLS CONTAINING CABINETS, RESTROOM EQUIPMENT, HANDRAILS, KITCHEN EQUIPMENT, & OTHER MISCELLANEOUS IMPROVEMENTS REQUIRING BRACING.
  - INSTALL CONTROL JOINTS AT ALL NEW PARTITIONS THAT MEET EXISTING CONSTRUCTION.
  - VERIFY EXISTING PARTITIONS MEET REQUIRED FIRE RATING.
  - PATCH AND REPAIR EXISTING WALLS. PREP FOR NEW FINISHES.
  - CONTRACTOR TO COORDINATE CONSTRUCTION SCHEDULE WITH LANDLORD AND TENANT.
  - CONTRACTOR TO PROTECT AREA OF WORK TO PREVENT DUST AND DEBRIS FROM DISTURBING ALL ADJACENT OCCUPIED SPACES. COORDINATE PROTECTION WITH OWNER.
  - CONTRACTOR SHALL VERIFY ALL DIMENSIONS & CONDITIONS AT THE SITE. THE ARCHITECT SHALL BE NOTIFIED OF ANY DISCREPANCIES BETWEEN THE DOCUMENTS & ACTUAL SITE & CONDITIONS PRIOR TO PROCEEDING WITH CONSTRUCTION.
  - THE CONTRACTOR SHALL VERIFY ALL DIMENSIONS IN FIELD PRIOR TO ORDERING AFFECTED MATERIALS, EQUIPMENT, MILLWORK, ETC. ...
  - THE CONTRACTOR SHALL CONTACT THE RESPECTIVE UTILITY COMPANIES AT THE TIME OF CONSTRUCTION TO VERIFY EXACT LOCATIONS, INFORMATION, AND/OR CHANGES OR ADDITIONS.
  - ALL WORK OF EVERY CHARACTER SHALL BE LAID OUT BY THE CONTRACTOR WHO SHALL BE RESPONSIBLE FOR THE CORRECT FIT & SHALL VERIFY ALL DIMENSIONS & CONDITIONS AT THE BUILDING SITE PRIOR TO CONSTRUCTION.
  - THE CONTRACTOR IS RESPONSIBLE FOR THE PATCHING OF ALL ADJACENT MATERIALS & FINISHES, INCLUDING: PAINTING, CONCRETE FLOORS, WALLS, ETC. ... WHETHER STATED IN THE CONSTRUCTION DOCUMENTS OR NOT. PATCHING SHALL MATCH EXISTING.
  - INFORMATION PROVIDED DOES NOT RELIEVE THE CONTRACTOR OF RESPONSIBILITY TO FIELD VERIFY ACTUAL QUANTITIES, DIMENSIONS & CONDITIONS.
  - THOROUGHLY CLEAN ALL INTERIOR SURFACES.
  - CONTRACTOR SHALL PROVIDE AND INSTALL TEMPERED SAFETY GLAZING AT LOCATIONS REQUIRED BY CODE.
  - ALL DOORS AND DOOR HARDWARE TO COMPLY WITH MOST CURRENT ACCESSIBILITY GUIDELINES ADOPTED BY LOCAL JURISDICTION.



**Department Legend**

<span style="display: inline-block; width: 15px; height: 15px; background-color: #ADD8E6; border: 1px solid black;"></span> ADMISSIONS RECRUITMENT RECORDS	<span style="display: inline-block; width: 15px; height: 15px; background-color: #9370DB; border: 1px solid black;"></span> FINANCIAL AID
<span style="display: inline-block; width: 15px; height: 15px; background-color: #FF8C00; border: 1px solid black;"></span> ADVISING	<span style="display: inline-block; width: 15px; height: 15px; background-color: #8B4513; border: 1px solid black;"></span> SHARED SPACES
<span style="display: inline-block; width: 15px; height: 15px; background-color: #3CB371; border: 1px solid black;"></span> CAREER SERVICES	<span style="display: inline-block; width: 15px; height: 15px; background-color: #FFFF00; border: 1px solid black;"></span> VICE PRESIDENT SUITE
<span style="display: inline-block; width: 15px; height: 15px; background-color: #A9A9A9; border: 1px solid black;"></span> CORE	



**LAWRENCE GROUP**  
www.thelawrencengroup.com

Office: 319 N. 4th Street  
Suite 1000  
St. Louis, MO 63102  
P: 314.231.5700  
F: 314.231.0816

**Project Team:**

**OWNERS REP:** NAVIGATE BUILDING SOLUTIONS  
9820 WATSON ROAD, SUITE 201,  
ST. LOUIS, MO 63114  
P: 314.540.5210  
collette@navigatebuildingsolutions.com

**COA:** BRUCE M. KOSCIOLSKI, PE  
BRUCE@BRUCEKOSCIOLSKI.COM  
P: 314.381.2449

**MEP FP:** ROSS & BARUZZI  
MARK W. SHEPHERD, PE  
mschaefer@rossbar.com  
P: 314.478.0239

**Consultant 3 Role:** Consultant 3 Company Name  
Consultant 3 Address  
Consultant 3 City, State ZIP

**COA:** Consultant 3 Phone

**Consultant 4 Role:** Consultant 4 Company Name  
Consultant 4 Address  
Consultant 4 City, State ZIP

**COA:** Consultant 4 Phone

**Consultant 5 Role:** Consultant 5 Company Name  
Consultant 5 Address  
Consultant 5 City, State ZIP

**COA:** Consultant 5 Phone

**Consultant 6 Role:** Consultant 6 Company Name  
Consultant 6 Address  
Consultant 6 City, State ZIP

**COA:** Consultant 6 Phone

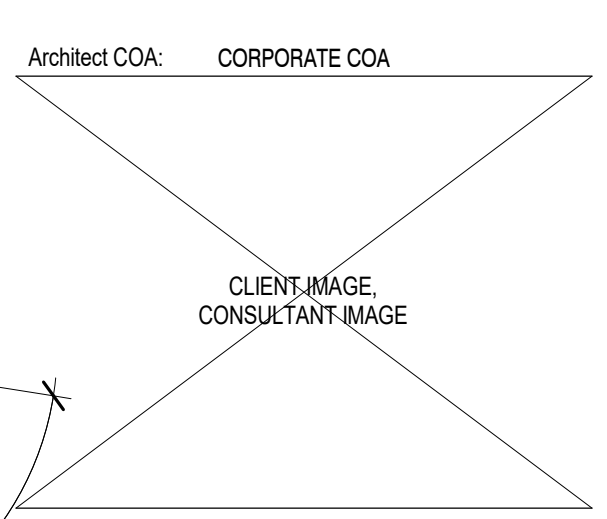
**Consultant 7 Role:** Consultant 7 Company Name  
Consultant 7 Address  
Consultant 7 City, State ZIP

**COA:** Consultant 7 Phone

**Consultant 8 Role:** Consultant 8 Company Name  
Consultant 8 Address  
Consultant 8 City, State ZIP

**COA:** Consultant 8 Phone

Professional Seal



Project Status / Milestone

STUDENT SERVICES RE-DESIGN

The information provided is for informational purposes only. It is not intended to be used for any other purpose. The user shall be responsible for verifying the accuracy of the information provided. The user shall be responsible for obtaining the necessary permits and approvals for the project. The user shall be responsible for obtaining the necessary permits and approvals for the project.

No.	Description	Date
1	SD SET	2021-04-20

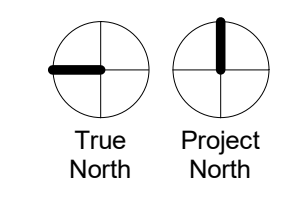
Sheet Title:

**FIRST FLOOR PLAN - WEST**

Project Number: 2021072  
Drawn By: JMB  
Issue Date: 2021-04-20

Sheet Number: **A-100A**

1 OVERALL FIRST FLOOR PLAN  
A-100A 1/8" = 1'-0"



2020.01.20